



# VIDOH 2020 COVID-19 Response Report date: October 24, 2020



UNITED STATES VIRGIN ISLANDS  
Department of Health

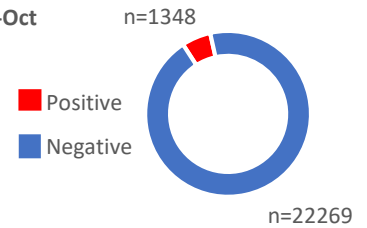
## Contact Numbers: Hotline

Informational Hotline (non-medical 8am-8pm)  
Hosted by VITEMA: 340-715-6843

Potential PUIs only 8am-10pm  
STX: (340) 712-6299  
STT/STJ: (340) 776-1519

## Testing Summary

	24-Oct	23-Oct	Change since 23-Oct
Total tested	23643	23570	▲ 73
Tested positive	1348	1346	▲ 2
Tested negative	22269	22196	▲ 73
Pending tests	26	28	▼ -2



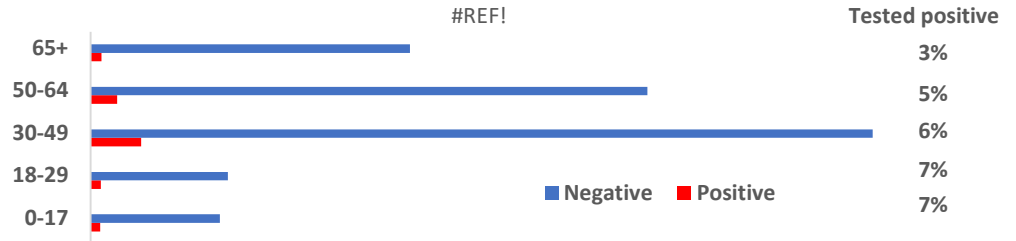
## Calls volume to the hotline

24-Oct	23-Oct	Change since 23-Oct
10	37	▼ -27

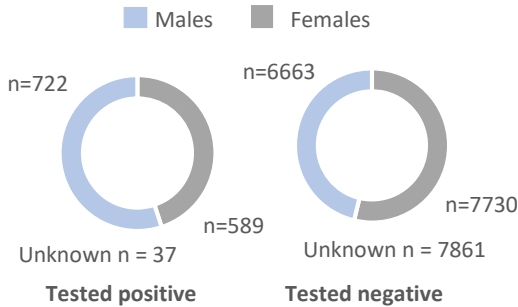
Calls completed from March 5-Oct 24, 2020

10826 total calls  
46 average per day

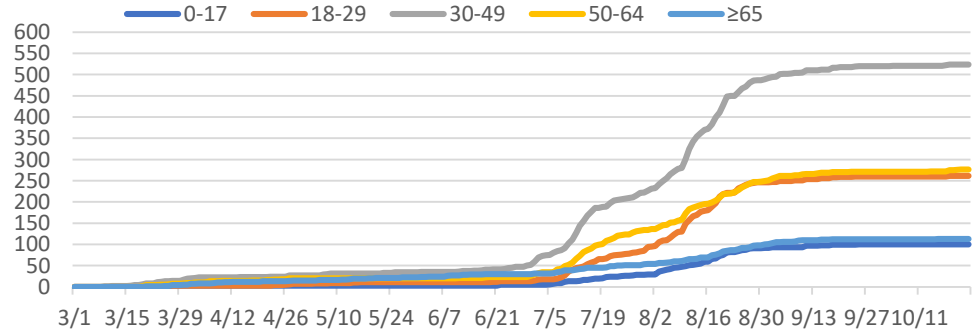
## Test result by age group



## Test result among males and females



## Positive test result by age group over time



## Current status of USVI positive cases

	24-Oct	23-Oct	Change
Active	22	20	▲ 2
Recovered	1305	1305	◆ 0
Fatality	21	21	◆ 0

## USVI risk factors for transmission

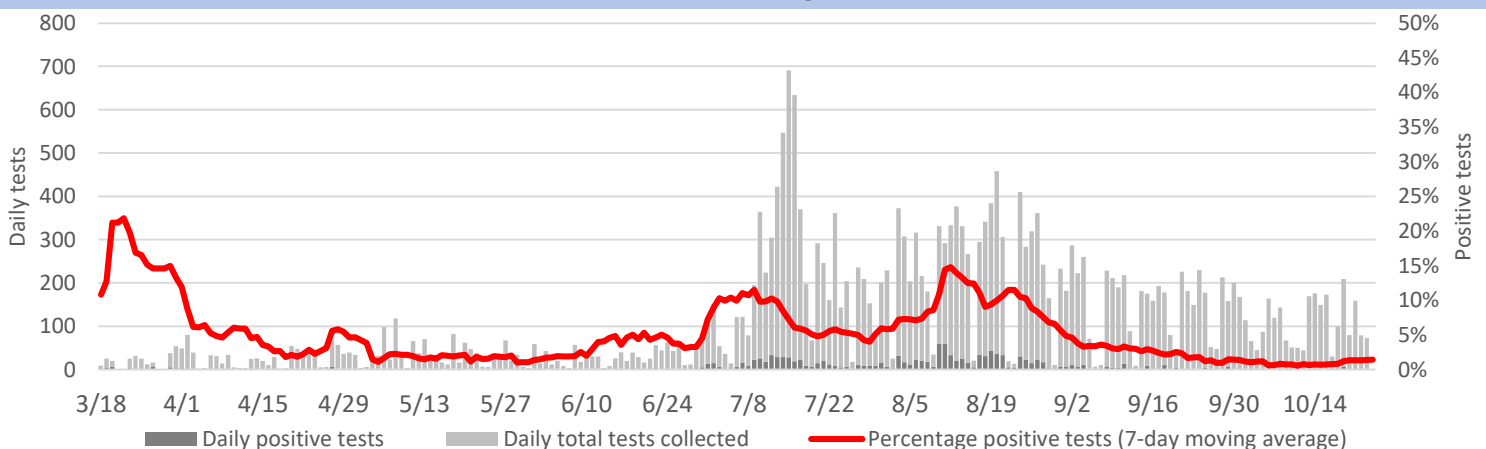
Community transmission	483
Close contact	697
Travel	110
Under investigation	58

## Clinical symptoms of positives

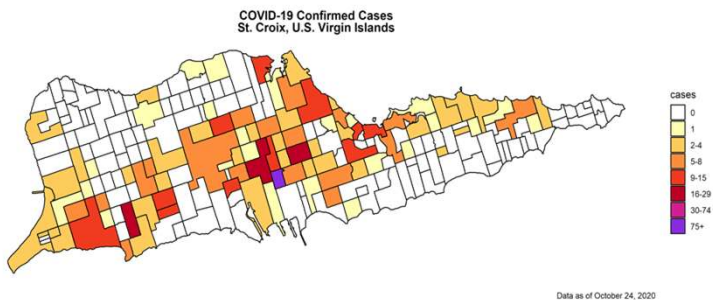
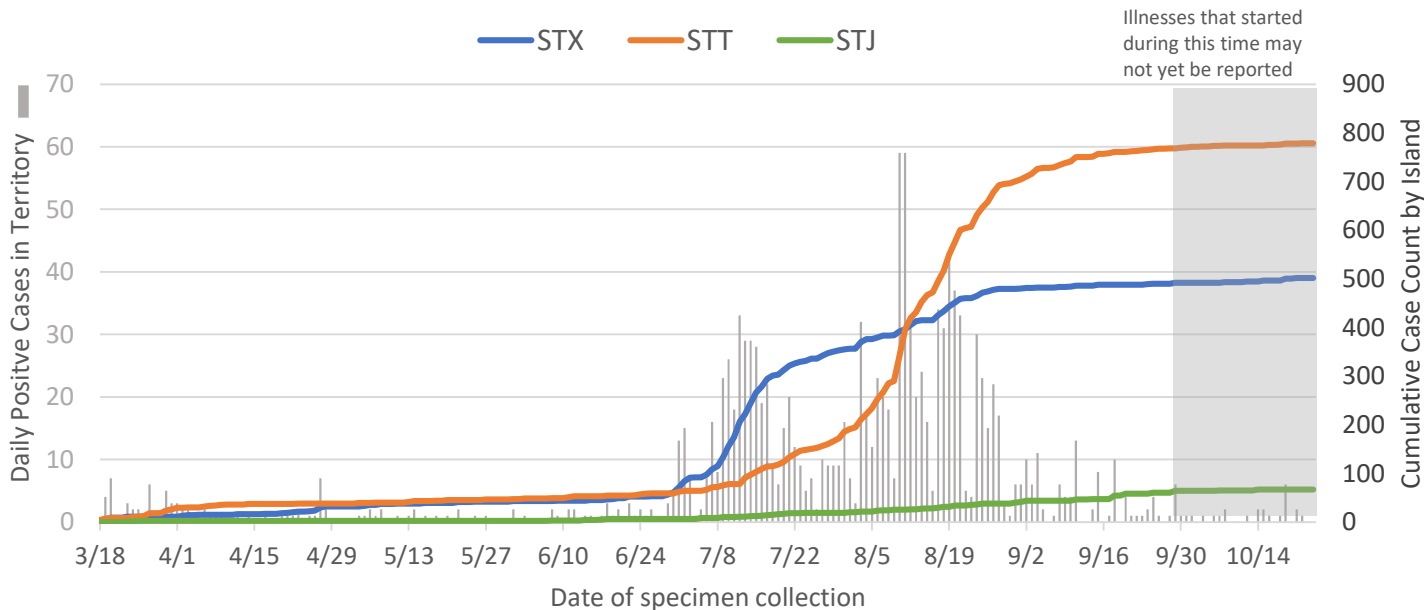
Symptom	n	%
Cough	468	35%
Fever*	455	34%
Shortness of breath	155	11%
Asymptomatic	347	26%

\*Subjective fever or measured temp  $\geq 100.4^{\circ}\text{F}$

## Rate of Positive Tests in the U.S. Virgin Islands Over Time



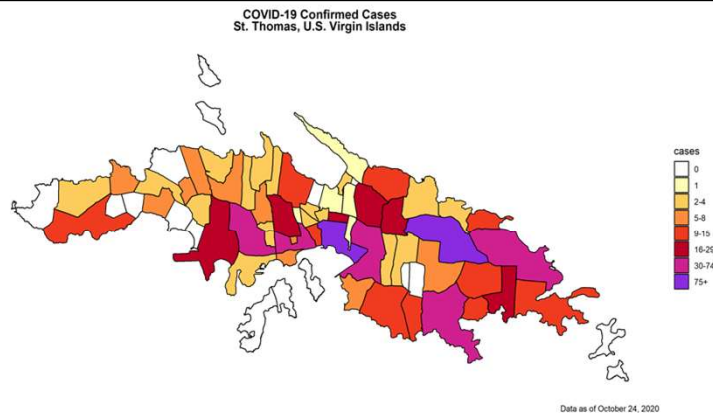
# Confirmed COVID-19 cases in the U.S. Virgin Islands, N=1348



St. Croix			
	24-Oct	23-Oct	Change
Positive	502	502	◀▶ 0
Negative	11827	11783	▶▲ 44
Pending	21	23	▼ 2

STX positive status	
Active	12
Recovered	484
Fatality	6

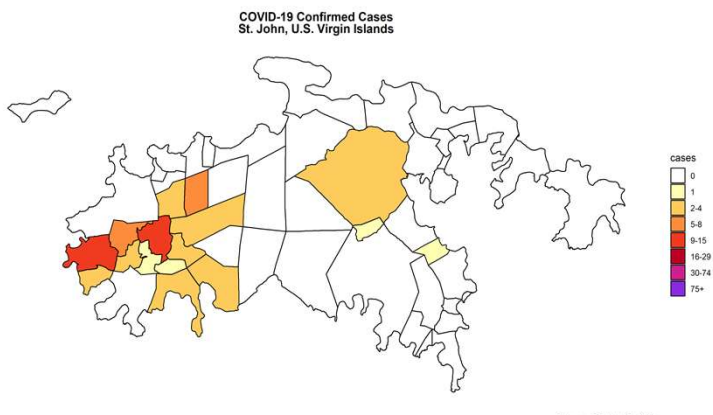
STX risk factors	24-Oct	23-Oct	Change
Community	101	101	◀▶ 0
Close contact	322	322	◀▶ 0
Travel	59	59	◀▶ 0
Under investigation	20	20	◀▶ 0



St. Thomas & Water Island			
	24-Oct	23-Oct	Change
Positive	779	777	▶▲ 2
Negative	9491	9462	▶▲ 29
Pending	3	3	◀▶ 0

STT positive status	
Active	9
Recovered	756
Fatality	14

STT risk factors	24-Oct	23-Oct	Change
Community	350	350	◀▶ 0
Close contact	350	348	▶▲ 2
Travel	42	42	◀▶ 0
Under investigation	37	37	◀▶ 0



St. John			
	24-Oct	23-Oct	Change
Positive	67	67	◀▶ 0
Negative	951	951	◀▶ 0
Pending	2	2	◀▶ 0

STJ positive status	
Active	1
Recovered	65
Fatality	1

STJ risk factors	24-Oct	23-Oct	Change
Community	32	32	◀▶ 0
Close contact	25	25	◀▶ 0
Travel	9	9	◀▶ 0
Under investigation	1	1	◀▶ 0

\*ALL DATA ARE PROVISIONAL\*