



# VIDOH 2020 COVID-19 Response Report date: October 22, 2020



UNITED STATES VIRGIN ISLANDS  
Department of Health

## Contact Numbers: Hotline

Informational Hotline (non-medical 8am-8pm)  
Hosted by VITEMA: 340-715-6843  
  
Potential PUIs only 8am-10pm  
STX: (340) 712-6299  
STT/STJ: (340) 776-1519

## Testing Summary

|                 | 22-Oct | 21-Oct | Change since 21-Oct | n=1346 |
|-----------------|--------|--------|---------------------|--------|
| Total tested    | 23463  | 23288  | ▲ 175               |        |
| Tested positive | 1346   | 1343   | ▲ 3                 |        |
| Tested negative | 22089  | 21911  | ▲ 178               |        |
| Pending tests   | 28     | 34     | ▼ -6                |        |
|                 |        |        |                     |        |

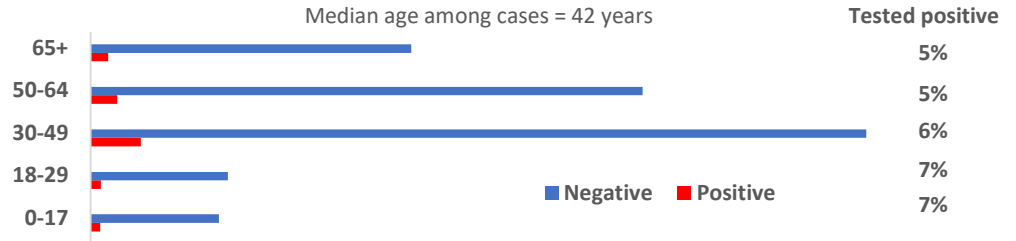
## Calls volume to the hotline

| 22-Oct | 21-Oct | Change since 21-Oct |
|--------|--------|---------------------|
| 28     | 39     | ▼ -11               |

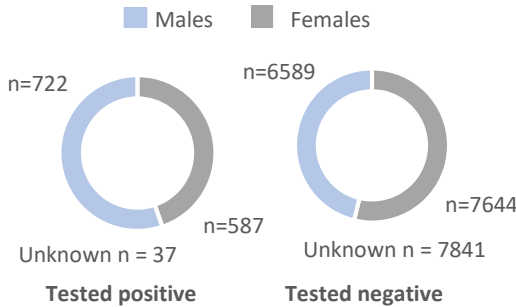
## Calls completed from March 5-Oct 22, 2020

10759 total calls  
46 average per day

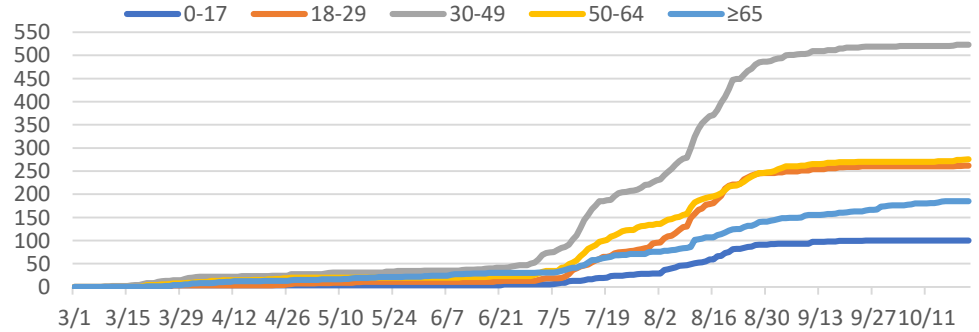
## Test result by age group



## Test result among males and females



## Positive test result by age group over time



## Current status of USVI positive cases

|           | 22-Oct | 21-Oct | Change |
|-----------|--------|--------|--------|
| Active    | 20     | 19     | ▲ 1    |
| Recovered | 1305   | 1303   | ▲ 2    |
| Fatality  | 21     | 21     | ◀ 0    |

## USVI risk factors for transmission

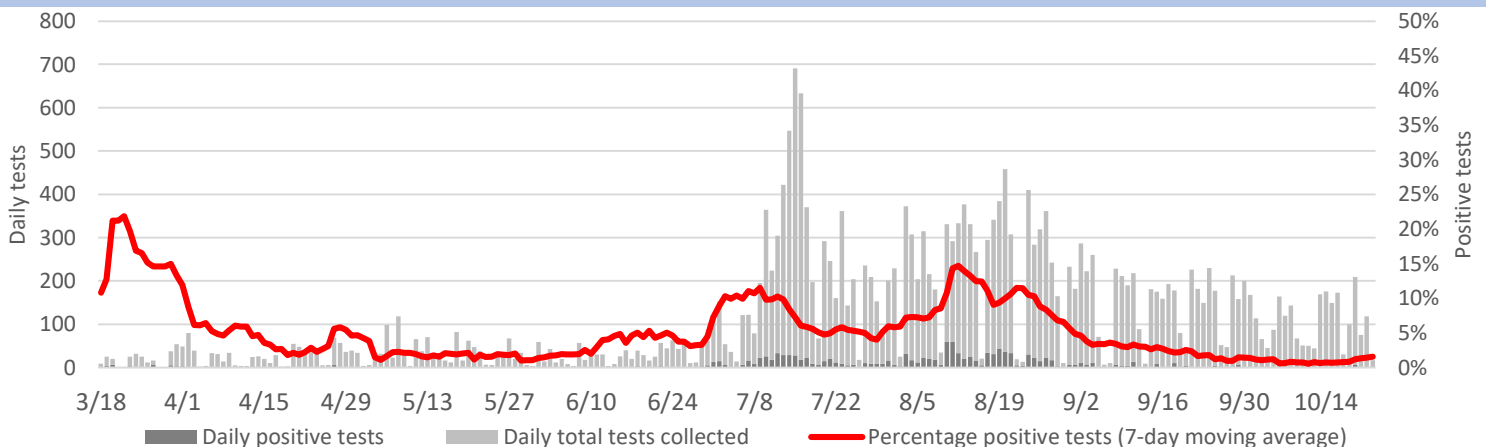
|                        |     |
|------------------------|-----|
| Community transmission | 482 |
| Close contact          | 695 |
| Travel                 | 109 |
| Under investigation    | 60  |

## Clinical symptoms of positives

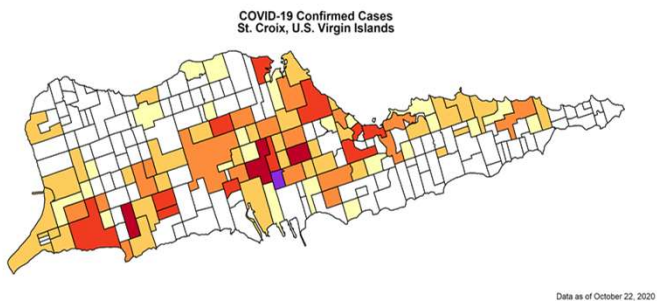
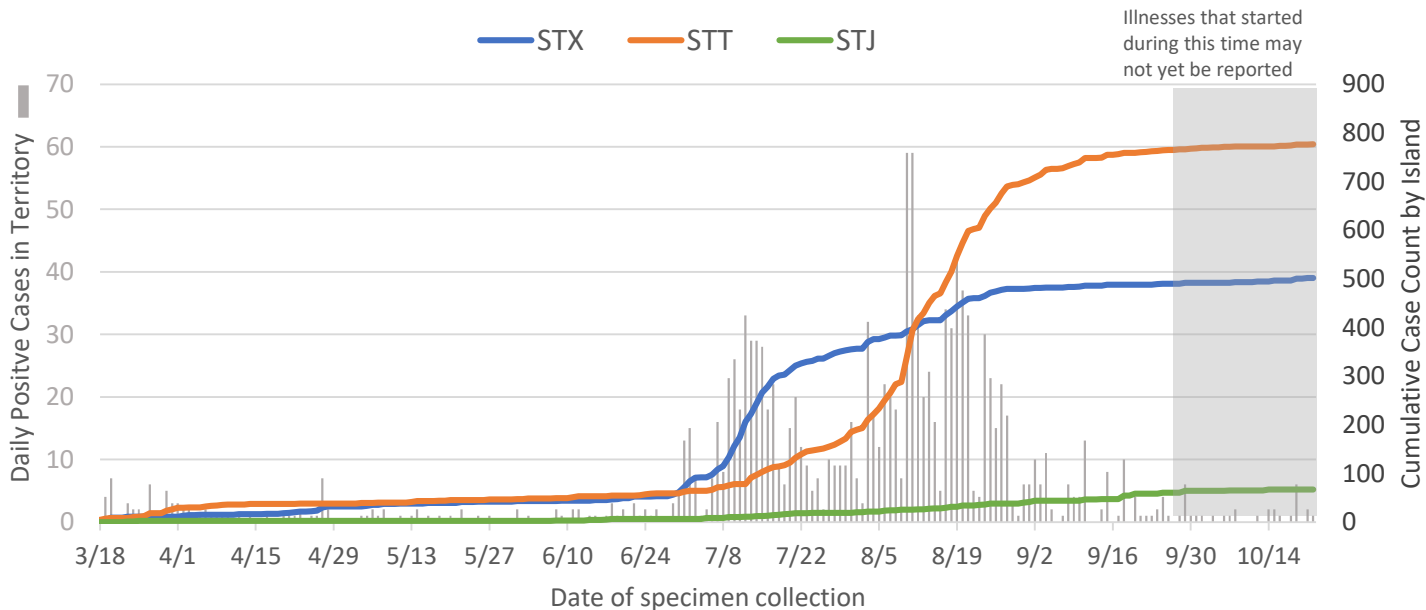
| Symptom             | n   | %   |
|---------------------|-----|-----|
| Cough               | 467 | 35% |
| Fever*              | 454 | 34% |
| Shortness of breath | 155 | 12% |
| Asymptomatic        | 344 | 26% |

\*Subjective fever or measured temp  $\geq 100.4^{\circ}\text{F}$

## Rate of Positive Tests in the U.S. Virgin Islands Over Time



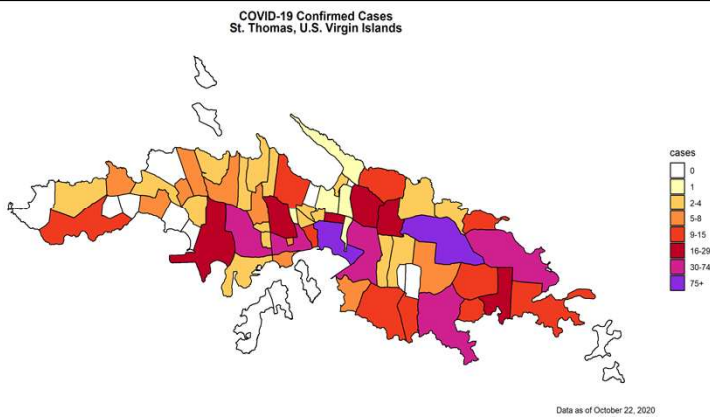
# Confirmed COVID-19 cases in the U.S. Virgin Islands, N=1346



| St. Croix |        |        |        |
|-----------|--------|--------|--------|
|           | 22-Oct | 21-Oct | Change |
| Positive  | 502    | 500    | ▲ 2    |
| Negative  | 11752  | 11665  | ▲ 87   |
| Pending   | 21     | 25     | ▼ -4   |

| STX positive status |     |
|---------------------|-----|
| Active              | 12  |
| Recovered           | 484 |
| Fatality            | 6   |

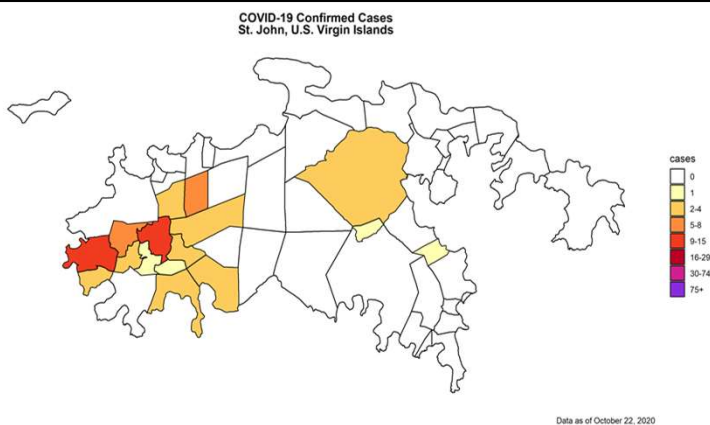
| STX risk factors    | 22-Oct | 21-Oct | Change |
|---------------------|--------|--------|--------|
| Community           | 101    | 101    | ◀▶ 0   |
| Close contact       | 322    | 322    | ◀▶ 0   |
| Travel              | 58     | 57     | ▲ 1    |
| Under investigation | 21     | 20     | ▲ 1    |



| St. Thomas & Water Island |        |        |        |
|---------------------------|--------|--------|--------|
|                           | 22-Oct | 21-Oct | Change |
| Positive                  | 777    | 776    | ▲ 1    |
| Negative                  | 9386   | 9295   | ▲ 91   |
| Pending                   | 5      | 7      | ▼ -2   |

| STT positive status |     |
|---------------------|-----|
| Active              | 7   |
| Recovered           | 756 |
| Fatality            | 14  |

| STT risk factors    | 22-Oct | 21-Oct | Change |
|---------------------|--------|--------|--------|
| Community           | 349    | 347    | ▲ 2    |
| Close contact       | 348    | 348    | ◀▶ 0   |
| Travel              | 42     | 41     | ▲ 1    |
| Under investigation | 38     | 40     | ▼ -2   |



| St. John |        |        |        |
|----------|--------|--------|--------|
|          | 22-Oct | 21-Oct | Change |
| Positive | 67     | 67     | ◀▶ 0   |
| Negative | 951    | 951    | ◀▶ 0   |
| Pending  | 2      | 2      | ◀▶ 0   |

| STJ positive status |    |
|---------------------|----|
| Active              | 1  |
| Recovered           | 65 |
| Fatality            | 1  |

| STJ risk factors    | 22-Oct | 21-Oct | Change |
|---------------------|--------|--------|--------|
| Community           | 32     | 32     | ◀▶ 0   |
| Close contact       | 25     | 24     | ▲ 1    |
| Travel              | 9      | 9      | ◀▶ 0   |
| Under investigation | 1      | 2      | ▼ -1   |

\*ALL DATA ARE PROVISIONAL\*