



VIDOH 2020 COVID-19 Response Report date: October 21, 2020



UNITED STATES VIRGIN ISLANDS
Department of Health

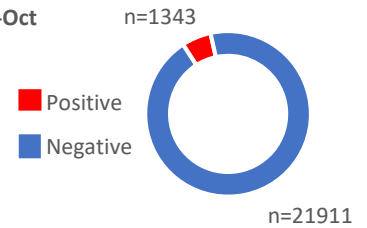
Contact Numbers: Hotline

Informational Hotline (non-medical 8am-8pm)
Hosted by VITEMA: 340-715-6843

Potential PUIs only 8am-10pm
STX: (340) 712-6299
STT/STJ: (340) 776-1519

Testing Summary

	21-Oct	20-Oct	Change since 20-Oct
Total tested	23288	23173	▲ 115
Tested positive	1343	1337	▲ 6
Tested negative	21911	21768	▲ 143
Pending tests	34	68	▼ -34

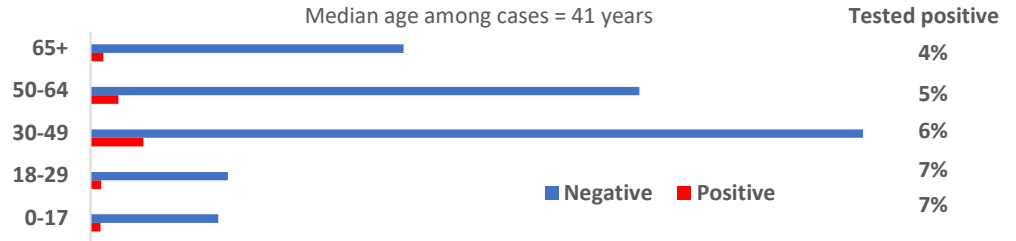


Calls volume to the hotline

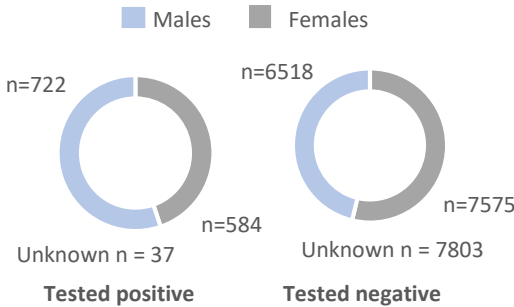
21-Oct	20-Oct	Change since 20-Oct
39	46	▼ -7

Calls completed from March 5-Oct 21, 2020
10728 total calls
46 average per day

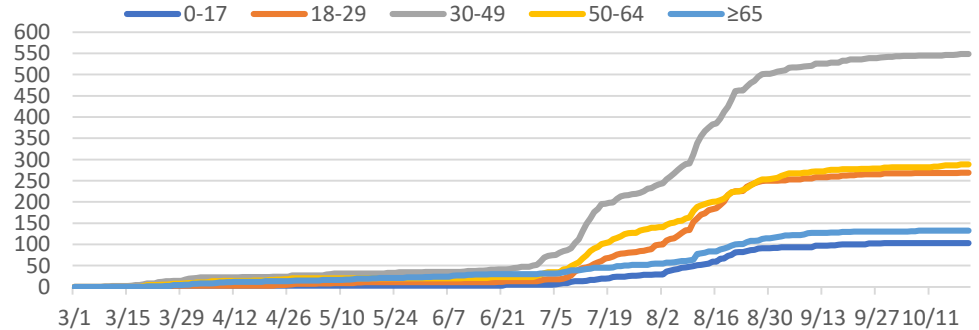
Test result by age group



Test result among males and females



Positive test result by age group over time



Current status of USVI positive cases

	21-Oct	20-Oct	Change
Active	19	13	▲ 6
Recovered	1303	1303	◆ 0
Fatality	21	21	◆ 0

USVI risk factors for transmission

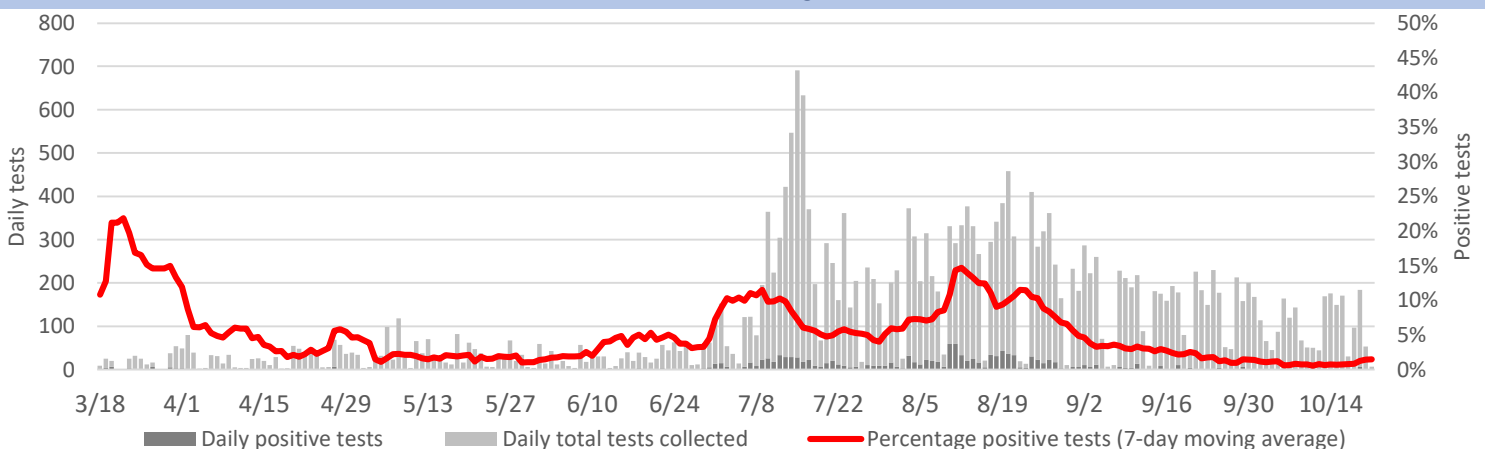
Community transmission	480
Close contact	694
Travel	107
Under investigation	62

Clinical symptoms of positives

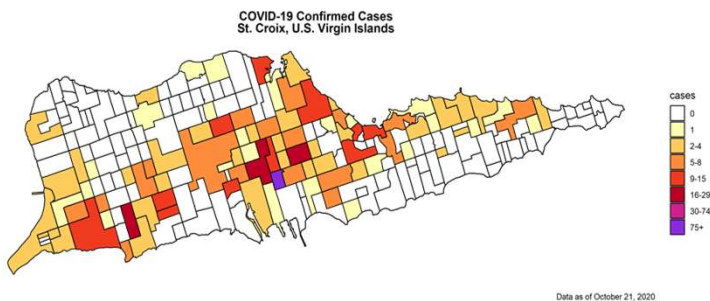
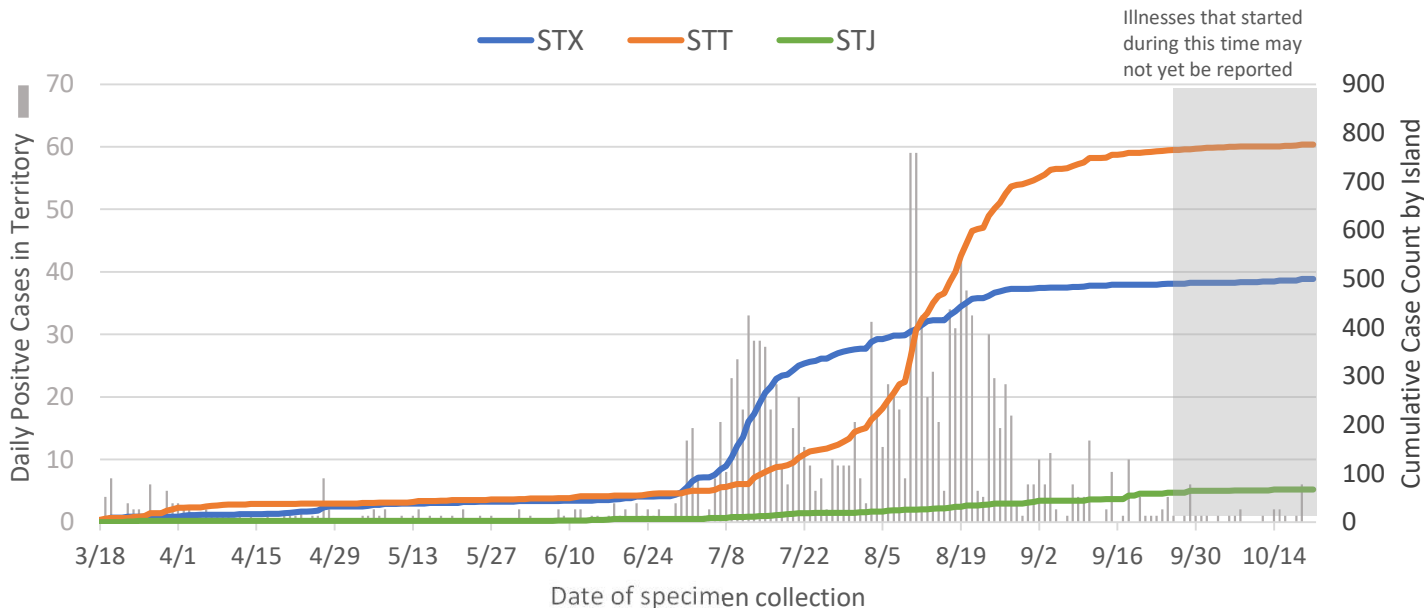
Symptom	n	%
Cough	466	35%
Fever*	453	34%
Shortness of breath	154	11%
Asymptomatic	342	25%

*Subjective fever or measured temp ≥100.4°F

Rate of Positive Tests in the U.S. Virgin Islands Over Time



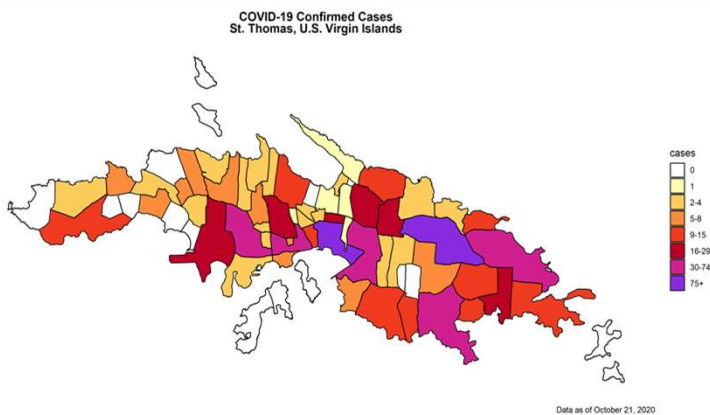
Confirmed COVID-19 cases in the U.S. Virgin Islands, N=1343



St. Croix			
	21-Oct	20-Oct	Change
Positive	500	496	▲ 4
Negative	11665	11651	▲ 14
Pending	25	32	▼ -7

STX positive status	
Active	11
Recovered	483
Fatality	6

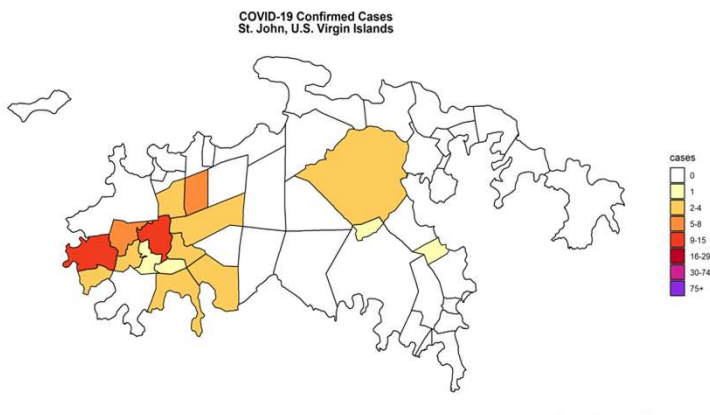
STX risk factors	21-Oct	20-Oct	Change
Community	101	101	◀▶ 0
Close contact	322	318	▲ 4
Travel	57	57	◀▶ 0
Under investigation	20	20	◀▶ 0



St. Thomas & Water Island			
	21-Oct	20-Oct	Change
Positive	776	775	▲ 1
Negative	9295	9168	▲ 127
Pending	7	34	▼ -27

STT positive status	
Active	7
Recovered	755
Fatality	14

STT risk factors	21-Oct	20-Oct	Change
Community	347	347	◀▶ 0
Close contact	348	348	◀▶ 0
Travel	41	40	▲ 1
Under investigation	40	40	◀▶ 0



St. John			
	21-Oct	20-Oct	Change
Positive	67	66	▲ 1
Negative	951	949	▲ 2
Pending	2	2	◀▶ 0

STJ positive status	
Active	1
Recovered	65
Fatality	1

STJ risk factors	21-Oct	20-Oct	Change
Community	32	32	◀▶ 0
Close contact	24	24	◀▶ 0
Travel	9	9	◀▶ 0
Under investigation	2	1	▲ 1

ALL DATA ARE PROVISIONAL