



# VIDOH 2020 COVID-19 Response Report date: October 14, 2020



UNITED STATES VIRGIN ISLANDS  
Department of Health

## Contact Numbers: Hotline

Informational Hotline (non-medical 8am-8pm)  
Hosted by VITEMA: 340-715-6843

Potential PUIs only 8am-10pm  
STX: (340) 712-6299  
STT/STJ: (340) 776-1519

## Testing Summary

	14-Oct	13-Oct	Change since 13-Oct	n=1327
Total tested	22396	22218	▲ 178	
Tested positive*	1327	1328	▼ -1	
Tested negative	21038	20859	▲ 179	
Pending tests	31	31	◀▶ 0	

\*Decrease in the number of positive cases due to a reporting error

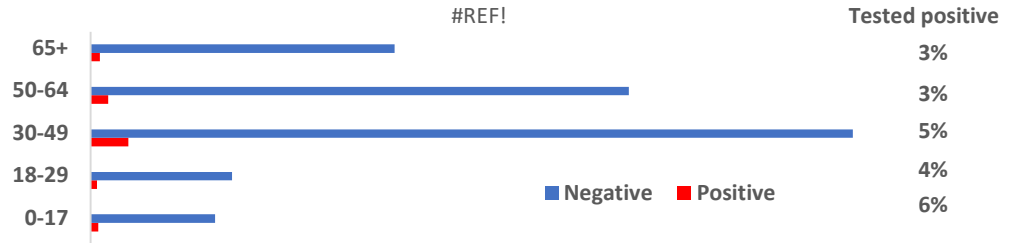
## Calls volume to the hotline

14-Oct	13-Oct	Change since 13-Oct
35	38	▼ -3

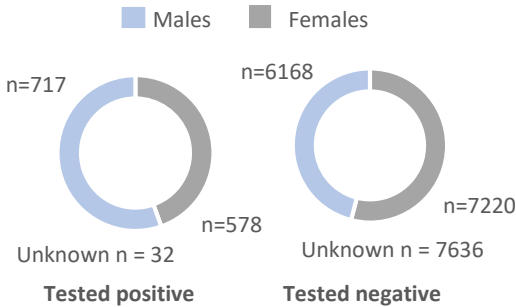
## Calls completed from March 5-Oct 14, 2020

10487 total calls  
47 average per day

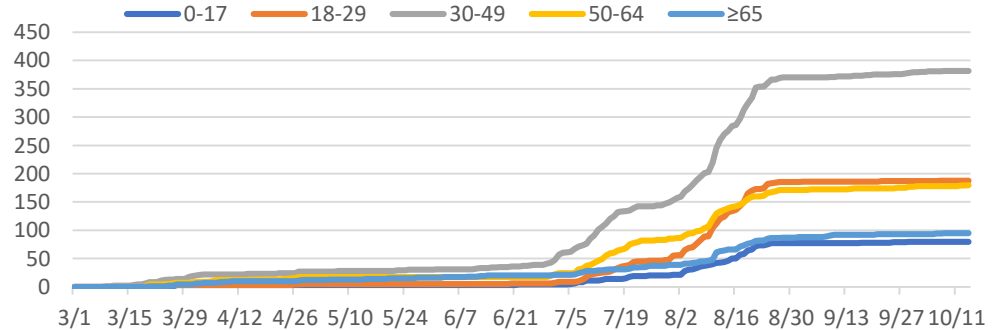
## Test result by age group



## Test result among males and females



## Positive test result by age group over time



## Current status of USVI positive cases

	14-Oct	13-Oct	Change
Active	15	15	◀▶ 0
Recovered	1292	1293	▼ -1
Fatality	20	20	◀▶ 0

## USVI risk factors for transmission

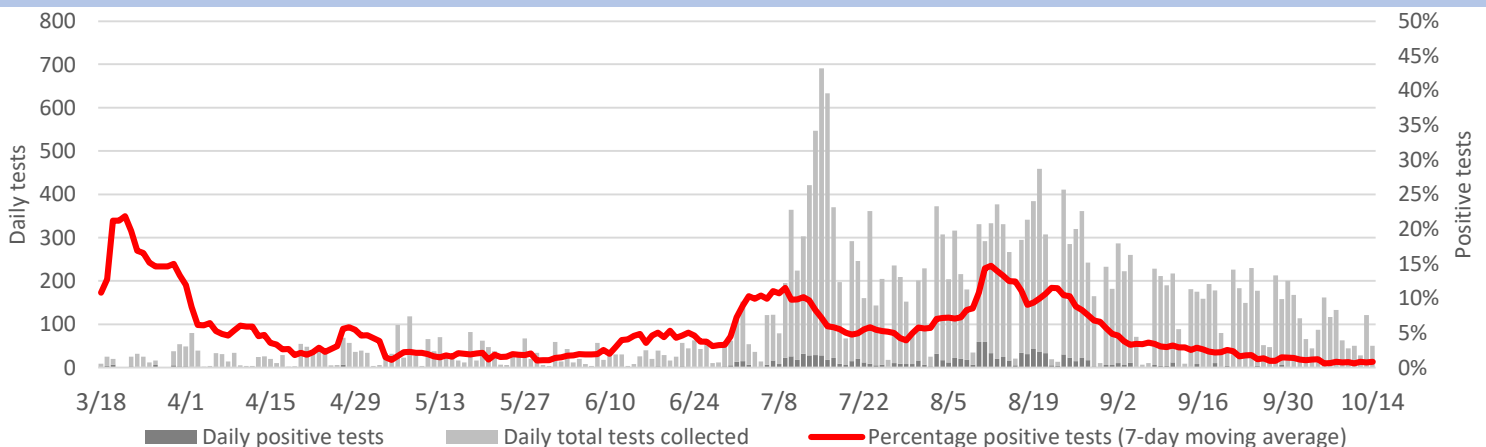
Community transmission	477
Close contact	689
Travel	100
Under investigation	61

## Clinical symptoms of positives

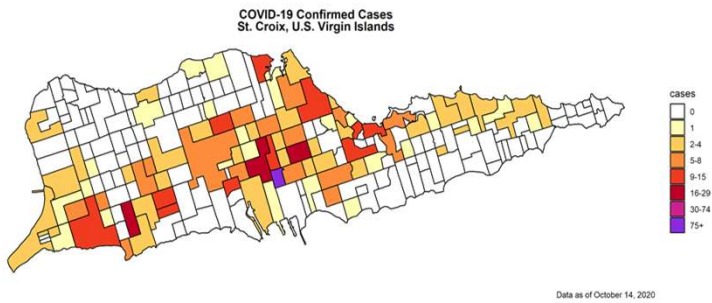
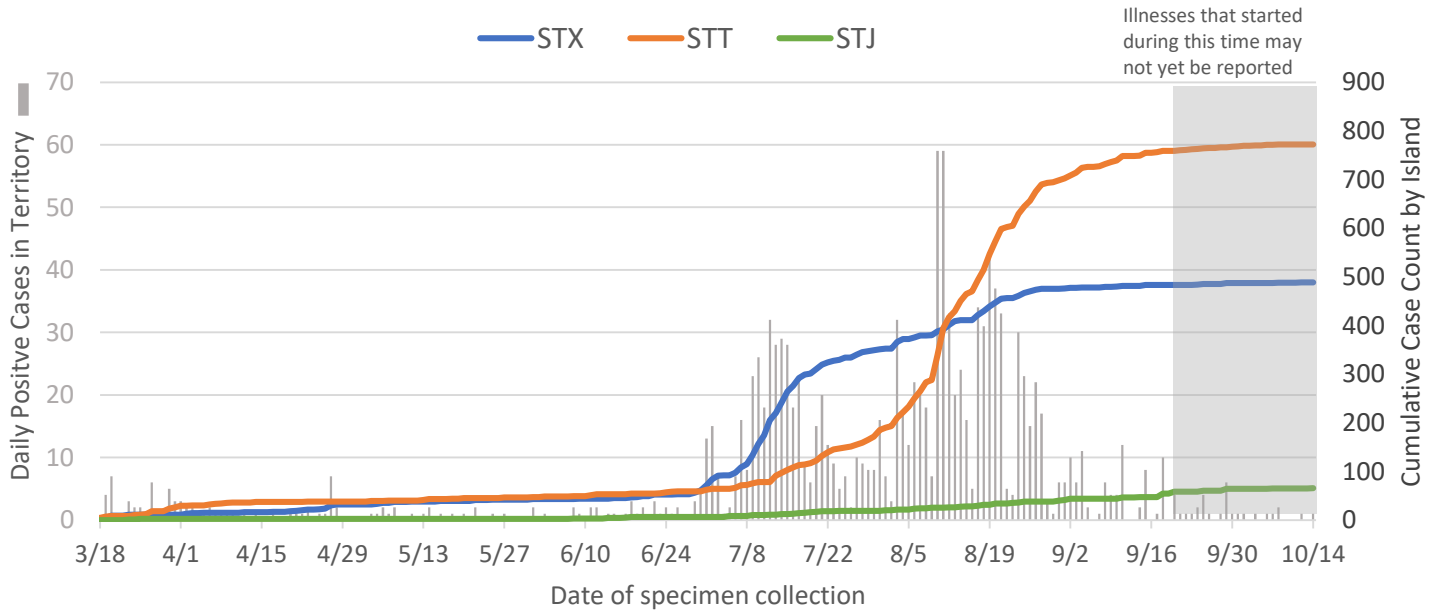
Symptom	n	%
Cough	463	35%
Fever*	448	34%
Shortness of breath	153	12%
Asymptomatic	337	25%

\*Subjective fever or measured temp ≥100.4°F

## Rate of Positive Tests in the U.S. Virgin Islands Over Time



# Confirmed COVID-19 cases in the U.S. Virgin Islands, N=1327



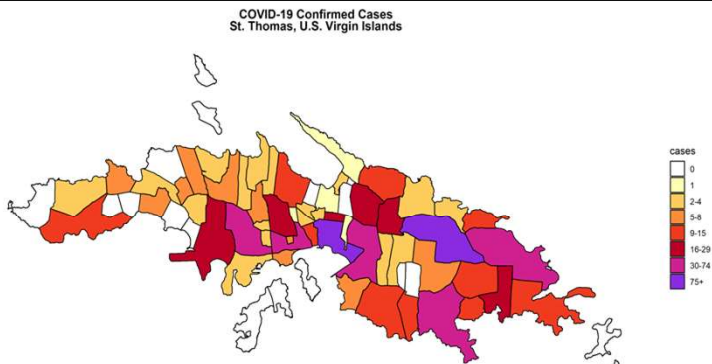
Data as of October 14, 2020

St. Croix			
	14-Oct	13-Oct	Change
Positive*	489	491	▼ -2
Negative	11379	11289	▲ 90
Pending	26	22	▲ 4

STX positive status	
Active	5
Recovered	478
Fatality	6

STX risk factors	14-Oct	13-Oct	Change
Community	101	101	◀▶ 0
Close contact	317	319	▼ -2
Travel	52	52	◀▶ 0
Under investigation	19	19	◀▶ 0

\*Decrease in number of positive cases due to a reporting error

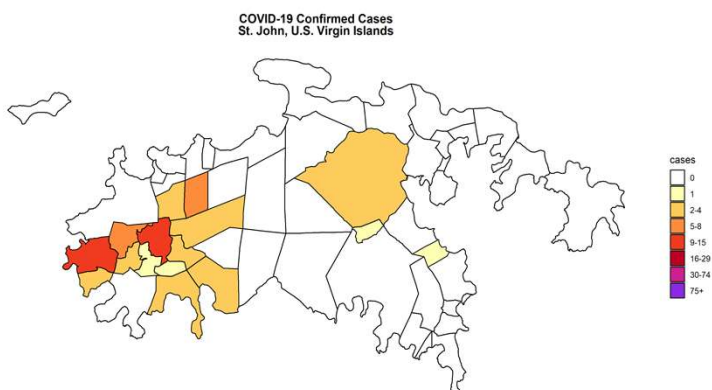


Data as of October 14, 2020

St. Thomas & Water Island			
	14-Oct	13-Oct	Change
Positive	772	772	◀▶ 0
Negative	8729	8695	▲ 34
Pending	3	7	▼ -4

STT positive status	
Active	7
Recovered	752
Fatality	13

STT risk factors	14-Oct	13-Oct	Change
Community	344	343	▲ 1
Close contact	348	347	▲ 1
Travel	40	40	◀▶ 0
Under investigation	40	42	▼ -2



Data as of October 14, 2020

St. John			
	14-Oct	13-Oct	Change
Positive	66	65	▲ 1
Negative	930	875	▲ 55
Pending	2	2	◀▶ 0

STJ positive status	
Active	3
Recovered	62
Fatality	1

STJ risk factors	14-Oct	13-Oct	Change
Community	32	32	◀▶ 0
Close contact	24	24	◀▶ 0
Travel	8	8	◀▶ 0
Under investigation	2	1	▲ 1

\*ALL DATA ARE PROVISIONAL \*