



VIDOH 2020 COVID-19 Response Report date: October 09, 2020



UNITED STATES VIRGIN ISLANDS
Department of Health

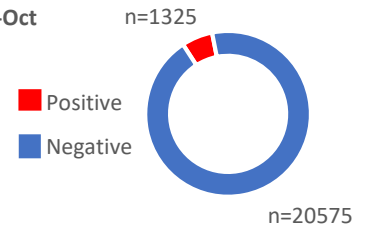
Contact Numbers: Hotline

Informational Hotline (non-medical 8am-8pm)
Hosted by VITEMA: 340-715-6843

Potential PUIs only 8am-10pm
STX: (340) 712-6299
STT/STJ: (340) 776-1519

Testing Summary

	09-Oct	08-Oct	Change since 08-Oct
Total tested	21934	21792	▲ 142
Tested positive	1325	1324	▲ 1
Tested negative	20575	20434	▲ 141
Pending tests	34	34	◀▶ 0

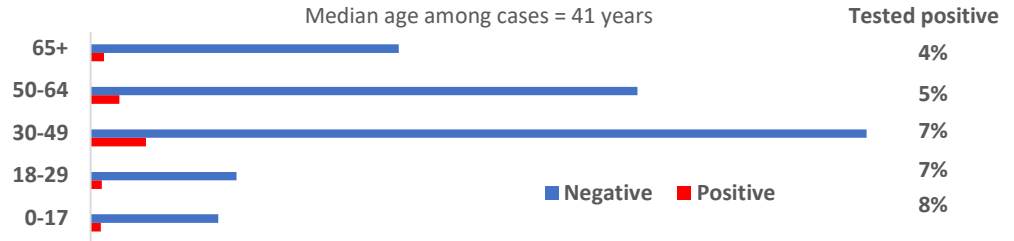


Calls volume to the hotline

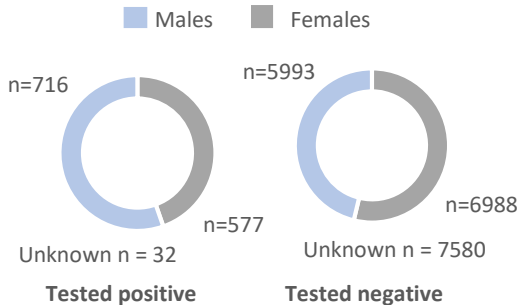
09-Oct	08-Oct	Change since 08-Oct
21	27	▼ -6

Calls completed from March 5-Oct 09, 2020
10342 total calls
47 average per day

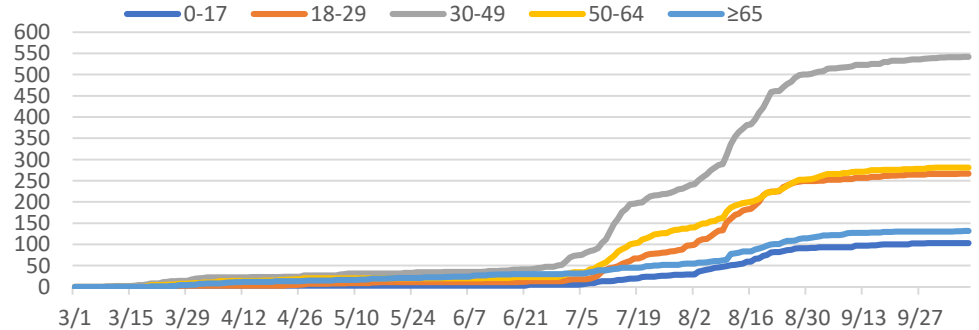
Test result by age group



Test result among males and females



Positive test result by age group over time



Current status of USVI positive cases

	09-Oct	08-Oct	Change
Active	18	18	◀▶ 0
Recovered	1287	1286	▲ 1
Fatality	20	20	◀▶ 0

USVI risk factors for transmission

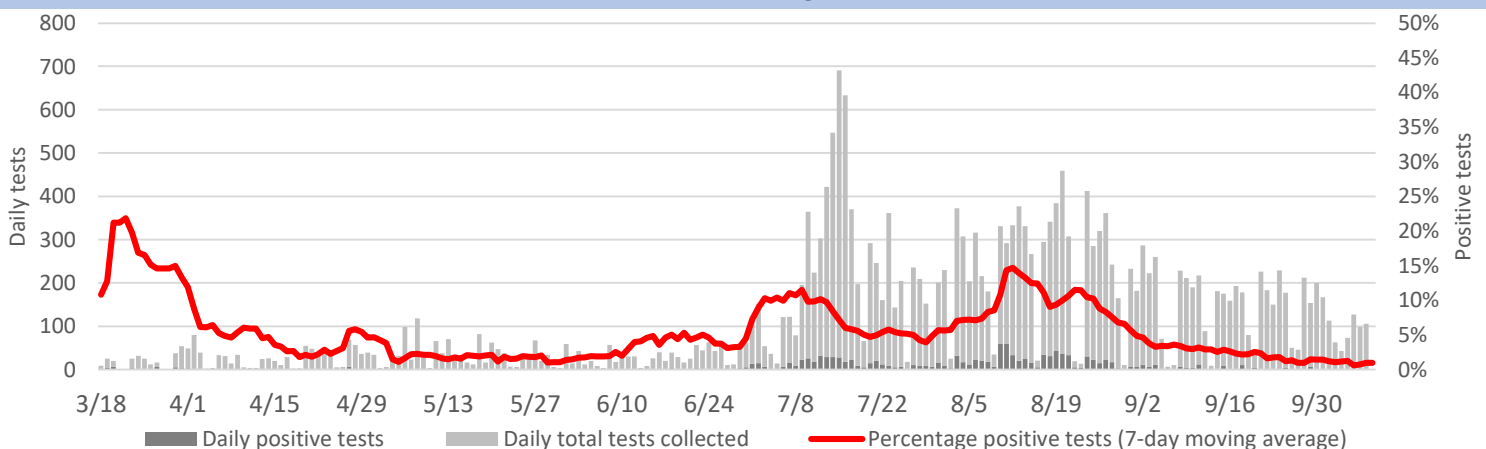
Community transmission	476
Close contact	690
Travel	98
Under investigation	61

Clinical symptoms of positives

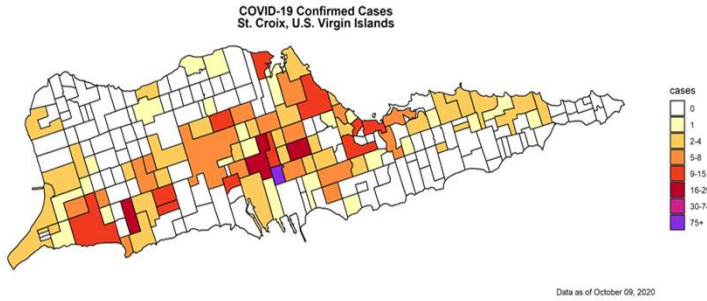
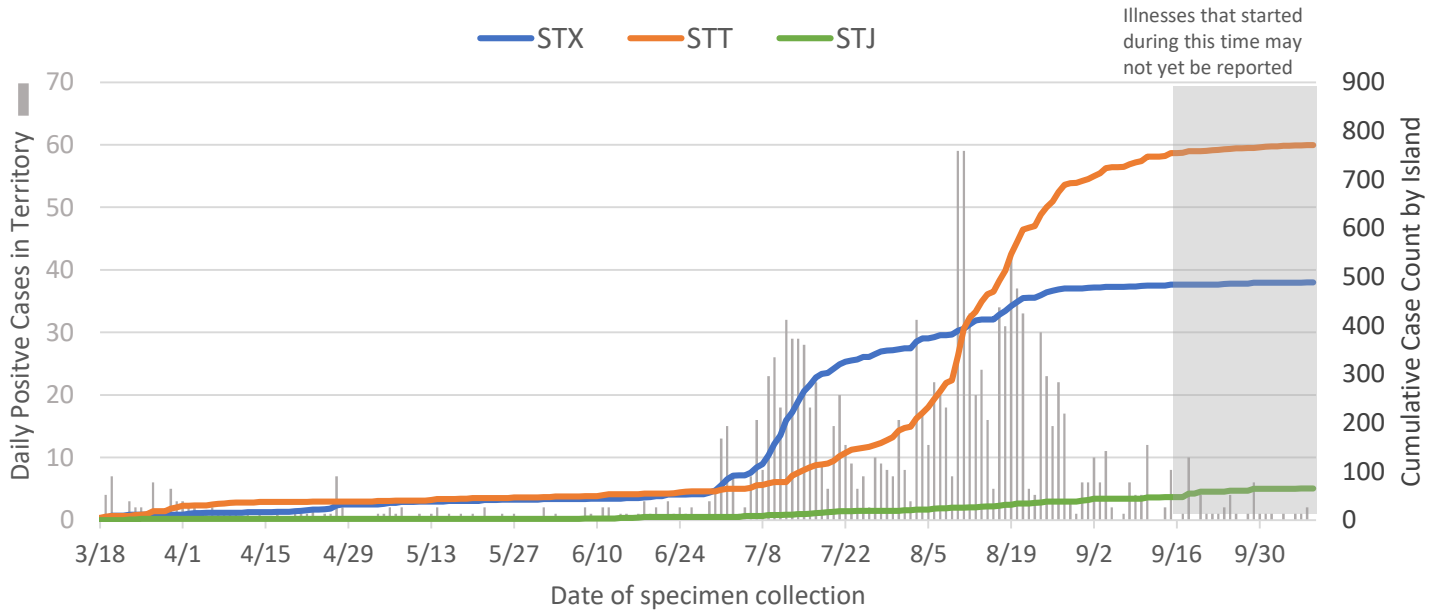
Symptom	n	%
Cough	463	35%
Fever*	448	34%
Shortness of breath	153	12%
Asymptomatic	337	25%

*Subjective fever or measured temp ≥100.4°F

Rate of Positive Tests in the U.S. Virgin Islands Over Time



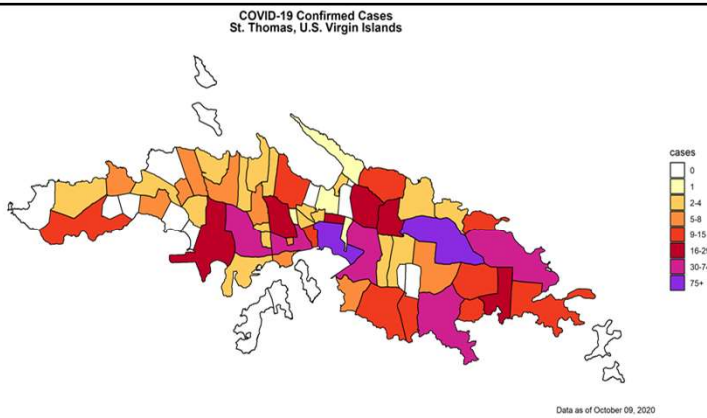
Confirmed COVID-19 cases in the U.S. Virgin Islands, N=1325



St. Croix			
	09-Oct	08-Oct	Change
Positive	489	489	◀▶ 0
Negative	11136	11073	▶▲ 63
Pending	20	20	◀▶ 0

STX positive status	
Active	6
Recovered	477
Fatality	6

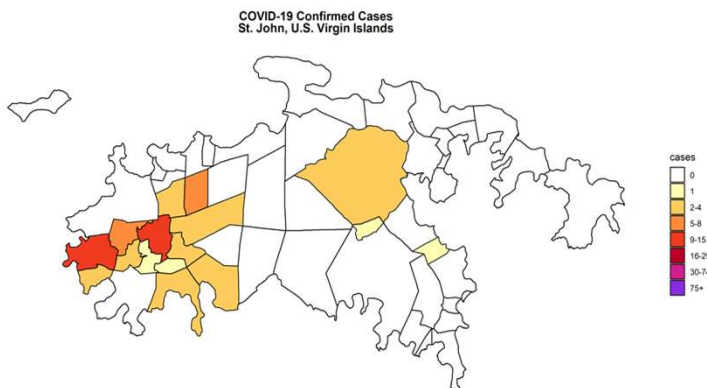
STX risk factors	09-Oct	08-Oct	Change
Community	101	101	◀▶ 0
Close contact	319	319	◀▶ 0
Travel	51	51	◀▶ 0
Under investigation	18	18	◀▶ 0



St. Thomas & Water Island			
	09-Oct	08-Oct	Change
Positive	771	770	▶▲ 1
Negative	8565	8487	▶▲ 78
Pending	12	12	◀▶ 0

STT positive status	
Active	9
Recovered	749
Fatality	13

STT risk factors	09-Oct	08-Oct	Change
Community	343	343	◀▶ 0
Close contact	347	347	◀▶ 0
Travel	40	40	◀▶ 0
Under investigation	41	40	▶▲ 1



St. John			
	09-Oct	08-Oct	Change
Positive	65	65	◀▶ 0
Negative	874	874	◀▶ 0
Pending	2	2	◀▶ 0

STJ positive status	
Active	3
Recovered	61
Fatality	1

STJ risk factors	09-Oct	08-Oct	Change
Community	32	32	◀▶ 0
Close contact	24	24	◀▶ 0
Travel	7	7	◀▶ 0
Under investigation	2	2	◀▶ 0

ALL DATA ARE PROVISIONAL