



Contact Numbers: Hotline

Informational Hotline (non-medical 8am-8pm)
 Hosted by VITEMA: 340-715-6843
 Potential PUIs only 8am-10pm
 STX: (340) 712-6299
 STT/STJ: (340) 776-1519

Testing Summary

	05-Oct	04-Oct	Change since 04-Oct	n=1322
Total tested	21507	21270	▲ 237	
Tested positive*	1322	1327	▼ -5	
Tested negative	20155	19912	▲ 243	
Pending tests	30	31	▼ -1	

*Decrease in number of positive cases due to a reporting error

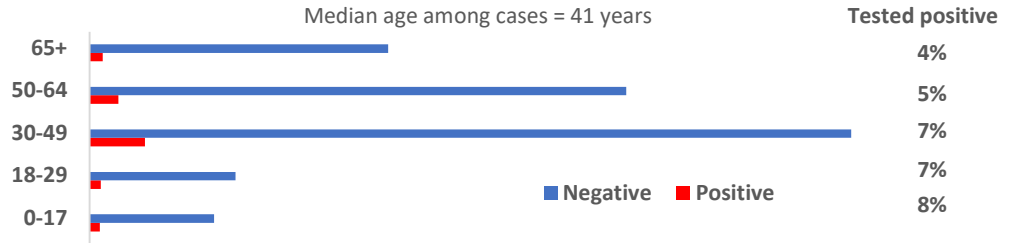
Calls volume to the hotline

05-Oct	04-Oct	Change since 04-Oct
45	6	▲ 39

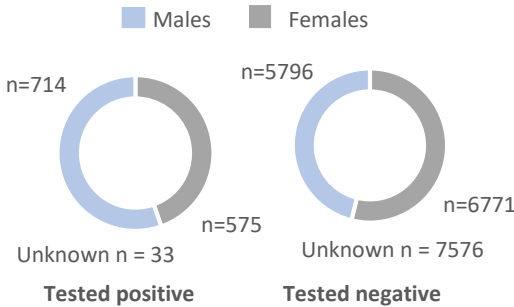
Calls completed from March 5-Oct 05, 2020

10182 total calls
 47 average per day

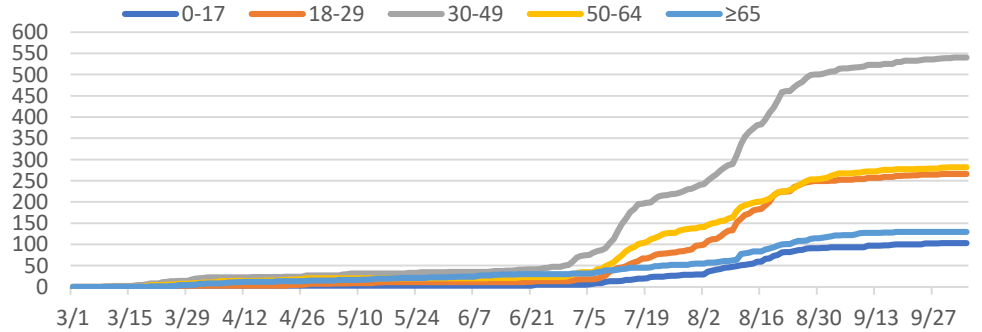
Test result by age group



Test result among males and females



Positive test result by age group over time



Current status of USVI positive cases

	05-Oct	04-Oct	Change
Active	19	42	▼ -23
Recovered	1283	1265	▲ 18
Fatality	20	20	◀▶ 0

USVI risk factors for transmission

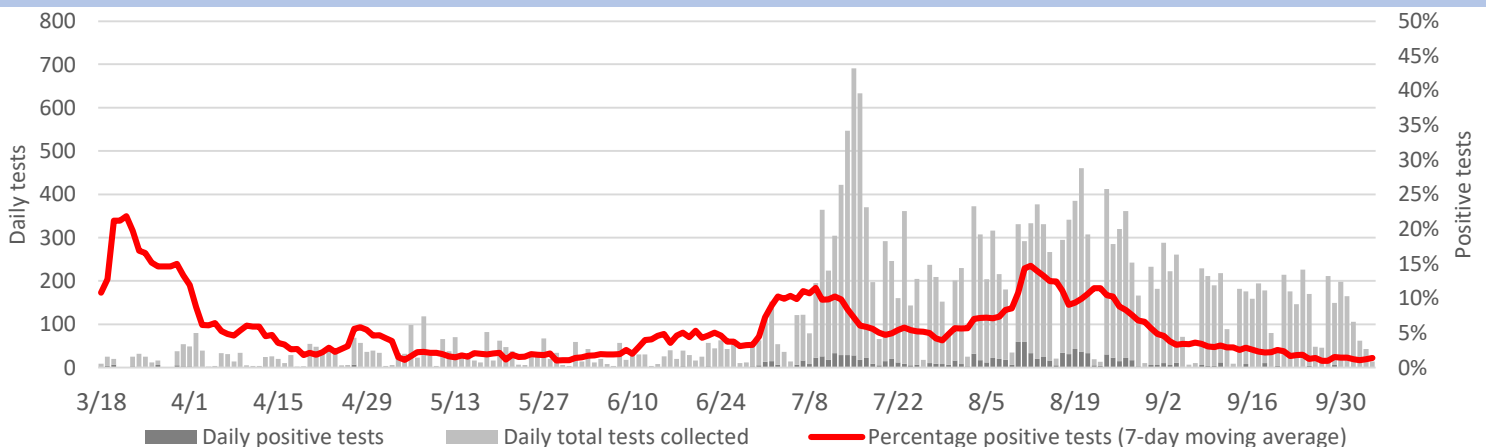
Community transmission	474
Close contact	689
Travel	98
Under investigation	61

Clinical symptoms of positives

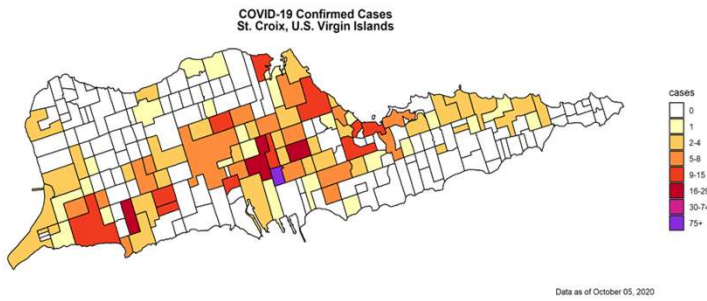
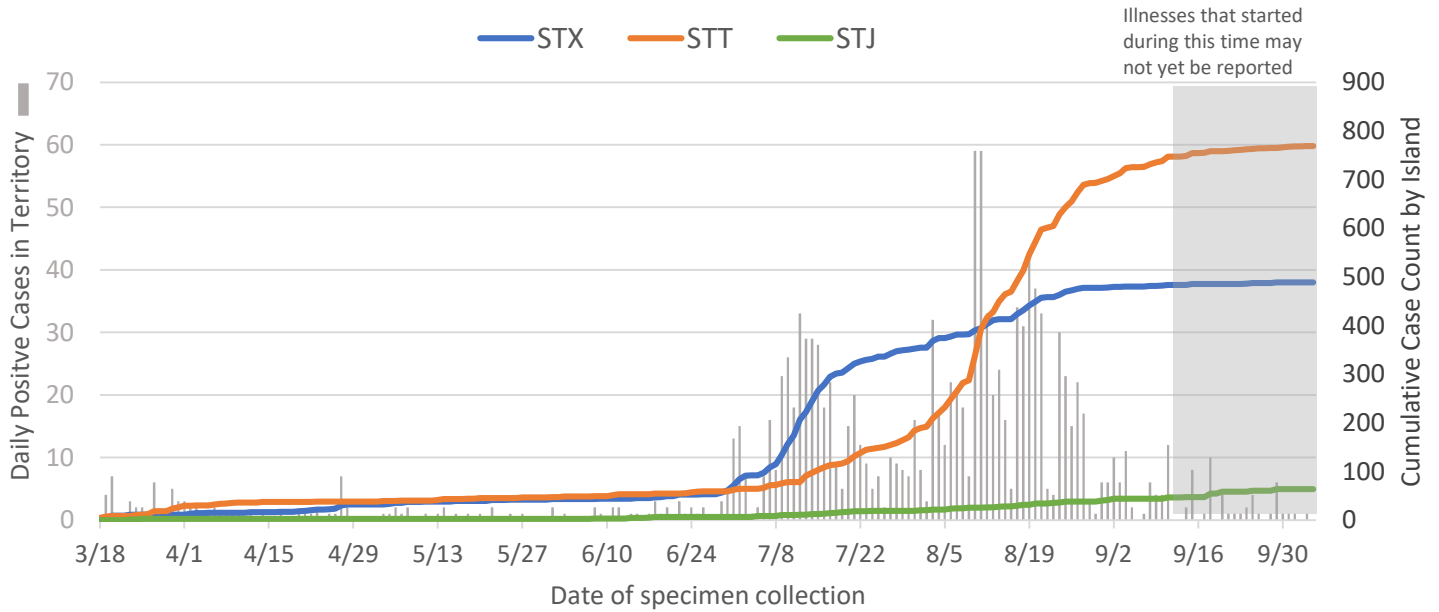
Symptom	n	%
Cough	463	35%
Fever*	448	34%
Shortness of breath	151	11%
Asymptomatic	336	25%

*Subjective fever or measured temp ≥100.4°F

Rate of Positive Tests in the U.S. Virgin Islands Over Time



Confirmed COVID-19 cases in the U.S. Virgin Islands, N=1322

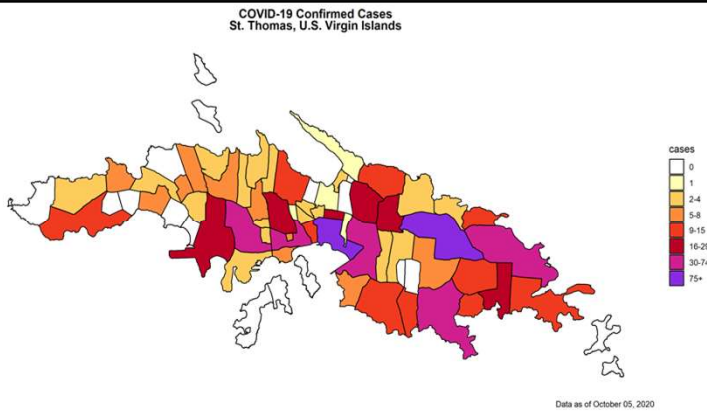


St. Croix			
	05-Oct	04-Oct	Change
Positive*	489	495	▼ -6
Negative	10963	10854	▲ 109
Pending	21	24	▼ -3

STX positive status	
Active	6
Recovered	477
Fatality	6

STX risk factors	05-Oct	04-Oct	Change
Community	101	102	▼ -1
Close contact	318	321	▼ -3
Travel	51	51	◀▶ 0
Under investigation	19	21	▼ -2

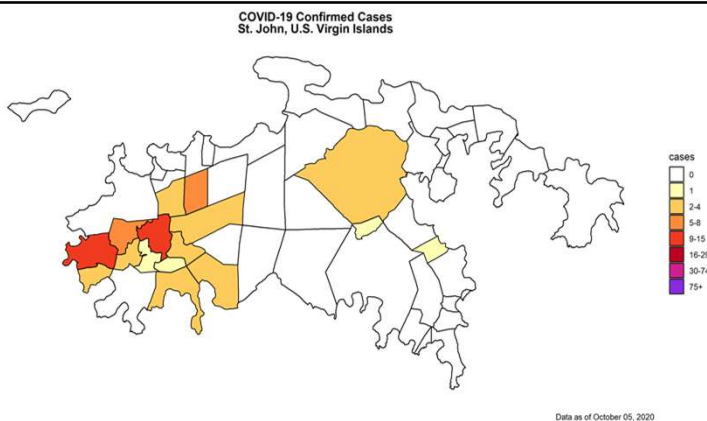
*Decrease in number of positive case due to a reporting error



St. Thomas & Water Island			
	05-Oct	04-Oct	Change
Positive	769	768	▲ 1
Negative	8387	8258	▲ 129
Pending	8	6	▲ 2

STT positive status	
Active	9
Recovered	747
Fatality	13

STT risk factors	05-Oct	04-Oct	Change
Community	341	340	▲ 1
Close contact	347	347	◀▶ 0
Travel	40	40	◀▶ 0
Under investigation	41	41	◀▶ 0



St. John			
	05-Oct	04-Oct	Change
Positive	64	64	◀▶ 0
Negative	805	800	▲ 5
Pending	1	1	◀▶ 0

STJ positive status	
Active	4
Recovered	59
Fatality	1

STJ risk factors	05-Oct	04-Oct	Change
Community	32	31	▲ 1
Close contact	24	24	◀▶ 0
Travel	7	7	◀▶ 0
Under investigation	1	2	▼ -1

ALL DATA ARE PROVISIONAL