



VIDOH 2020 COVID-19 Response Report date: October 01, 2020



UNITED STATES VIRGIN ISLANDS
Department of Health

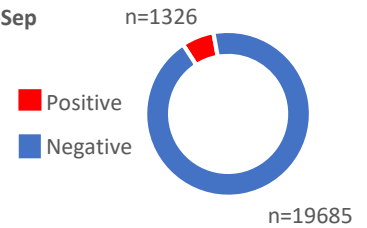
Contact Numbers: Hotline

Informational Hotline (non-medical 8am-8pm)
Hosted by VITEMA: 340-715-6843

Potential PUIs only 8am-10pm
STX: (340) 712-6299
STT/STJ: (340) 776-1519

Testing Summary

	01-Oct	30-Sep	Change since 30-Sep
Total tested	21023	20777	▲ 246
Tested positive	1326	1323	▲ 3
Tested negative	19685	19448	▲ 237
Pending tests	12	6	▲ 6

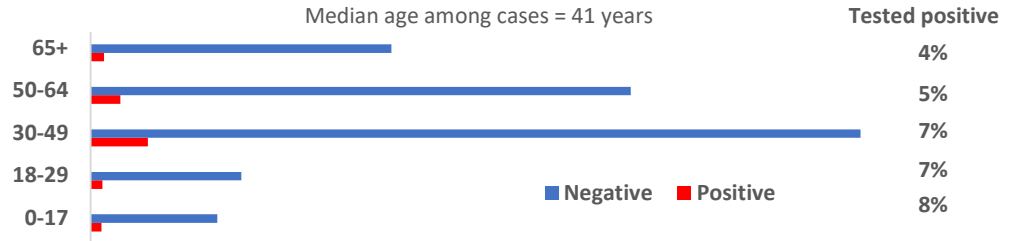


Calls volume to the hotline

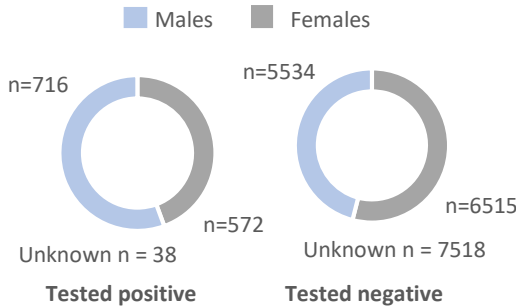
01-Oct	30-Sep	Change since 30-Sep
52	46	▲ 6

Calls completed from March 5-Oct 01, 2020
10058 total calls
48 average per day

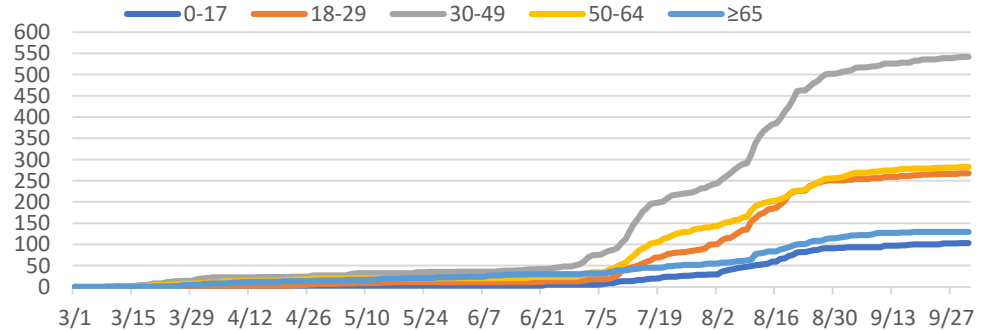
Test result by age group



Test result among males and females



Positive test result by age group over time



Current status of USVI positive cases

	01-Oct	30-Sep	Change
Active	50	49	▲ 1
Recovered	1256	1254	▲ 2
Fatality	20	20	◆ 0

USVI risk factors for transmission

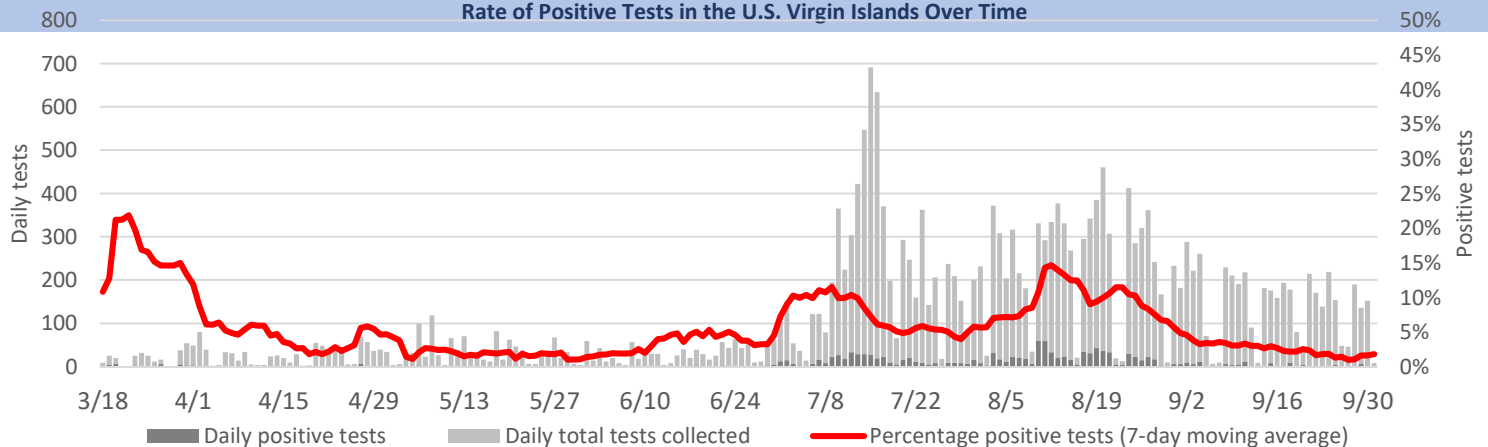
Community transmission	471
Close contact	684
Travel	94
Under investigation	77

Clinical symptoms of positives

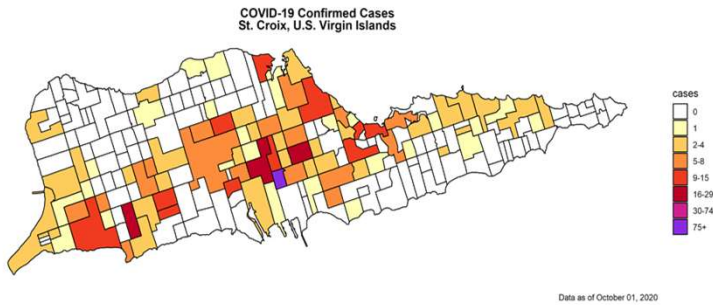
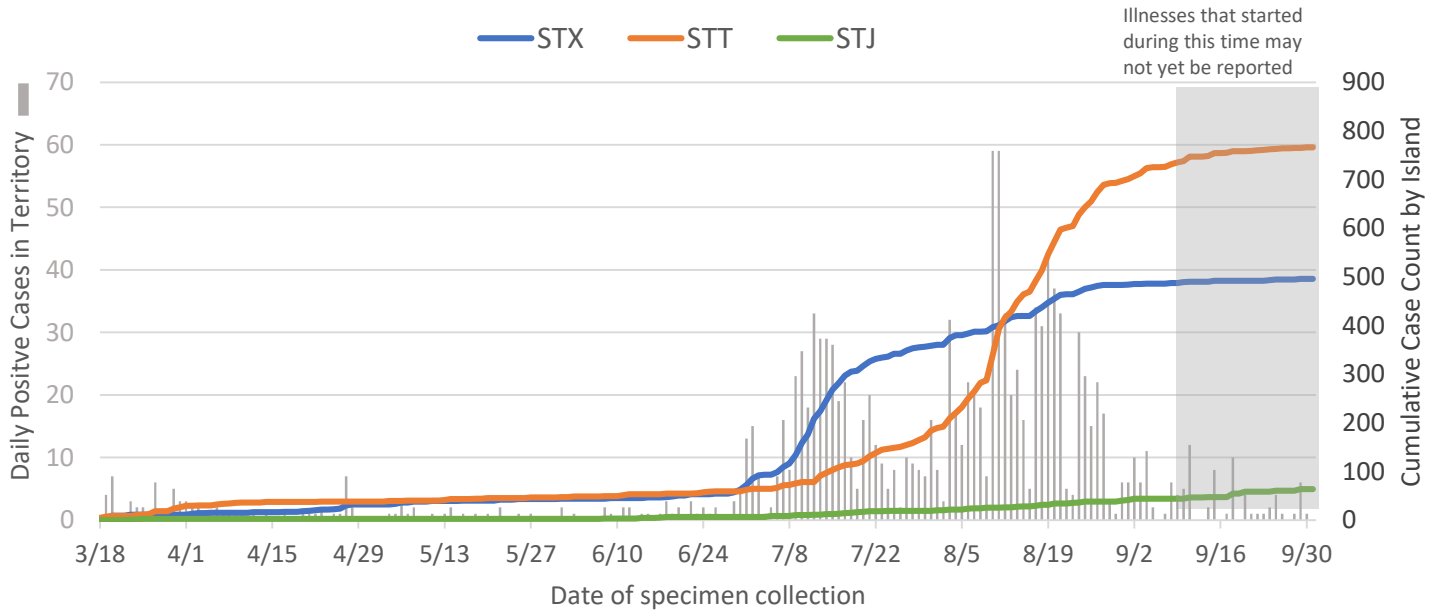
Symptom	n	%
Cough	460	35%
Fever*	446	34%
Shortness of breath	149	11%
Asymptomatic	336	25%

*Subjective fever or measured temp ≥100.4°F

Rate of Positive Tests in the U.S. Virgin Islands Over Time



Confirmed COVID-19 cases in the U.S. Virgin Islands, N=1326

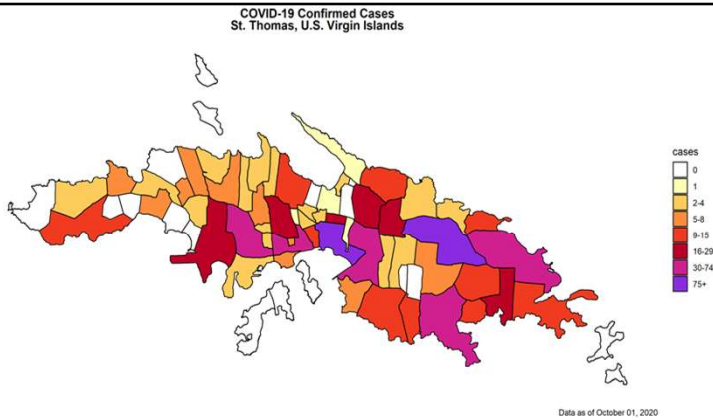


St. Croix			
	01-Oct	30-Sep	Change
Positive*	496	497	▼ -1
Negative	10758	10665	▲ 93
Pending	5	5	◀▶ 0

STX positive status	
Active	30
Recovered	460
Fatality	6

STX risk factors	01-Oct	30-Sep	Change
Community	102	102	◀▶ 0
Close contact	317	322	▼ -5
Travel	49	48	▲ 1
Under investigation	28	25	▲ 3

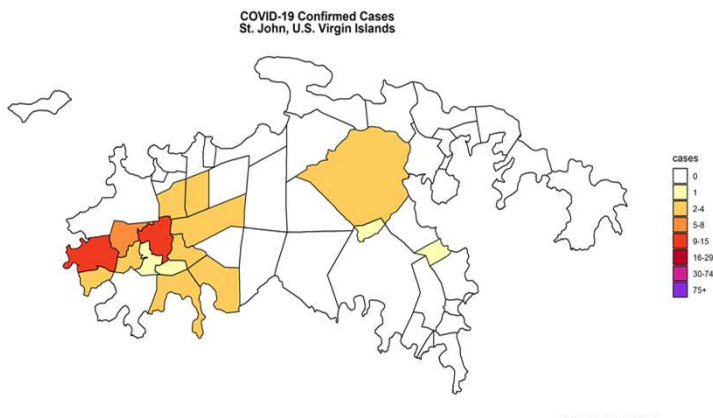
*Decrease in number of positive cases due to reporting error on 9/30



St. Thomas & Water Island			
	01-Oct	30-Sep	Change
Positive	766	766	◀▶ 0
Negative	8161	8068	▲ 93
Pending	6	0	▲ 6

STT positive status	
Active	12
Recovered	741
Fatality	13

STT risk factors	01-Oct	30-Sep	Change
Community	338	338	◀▶ 0
Close contact	346	346	◀▶ 0
Travel	38	38	◀▶ 0
Under investigation	44	44	◀▶ 0



St. John			
	01-Oct	30-Sep	Change
Positive	64	60	▲ 4
Negative	766	715	▲ 51
Pending	1	1	◀▶ 0

STJ positive status	
Active	8
Recovered	55
Fatality	1

STJ risk factors	01-Oct	30-Sep	Change
Community	31	31	◀▶ 0
Close contact	21	21	◀▶ 0
Travel	7	7	◀▶ 0
Under investigation	5	1	▲ 4

ALL DATA ARE PROVISIONAL