



# VIDOH 2020 COVID-19 Response Report date: September 29, 2020



UNITED STATES VIRGIN ISLANDS  
Department of Health

## Contact Numbers: Hotline

Informational Hotline (non-medical 8am-8pm)  
Hosted by VITEMA: 340-715-6843  
  
Potential PUIs only 8am-10pm  
STX: (340) 712-6299  
STT/STJ: (340) 776-1519

## Testing Summary

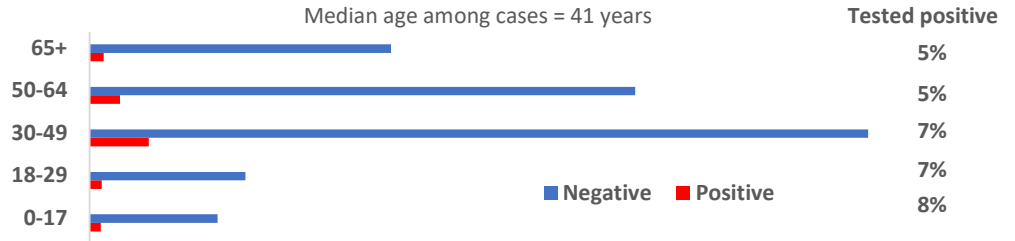
	29-Sep	28-Sep	Change since 28-Sep	n=1318
Total tested	20582	20382	▲ 200	
Tested positive	1318	1318	◀▶ 0	
Tested negative	19243	19055	▲ 188	
Pending tests	21	9	▲ 12	

## Calls volume to the hotline

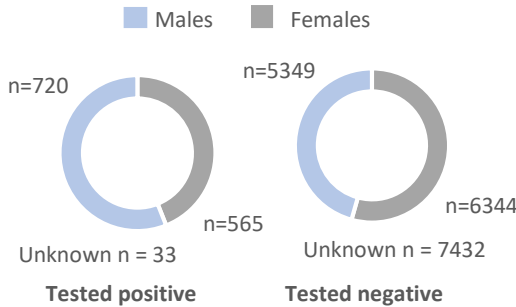
29-Sep	28-Sep	Change since 28-Sep
40	48	▼ -8

Calls completed from March 5-Sep 29, 2020  
9960 total calls  
48 average per day

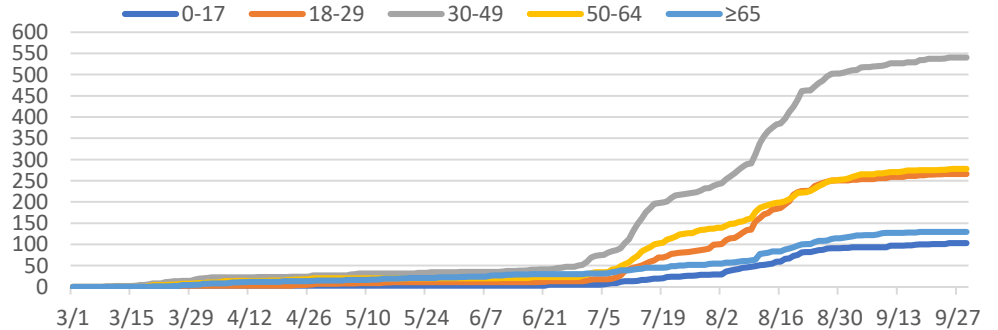
## Test result by age group



## Test result among males and females



## Positive test result by age group over time



## Current status of USVI positive cases

	29-Sep	28-Sep	Change
Active	44	55	▼ -11
Recovered	1254	1243	▲ 11
Fatality	20	20	◀▶ 0

## USVI risk factors for transmission

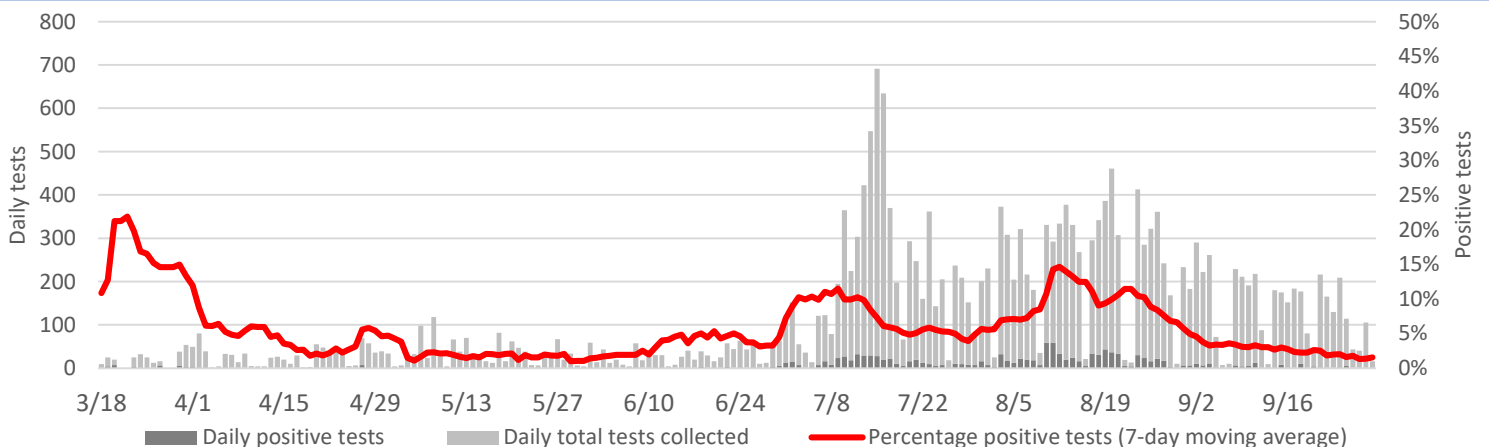
Community transmission	470
Close contact	690
Travel	93
Under investigation	65

## Clinical symptoms of positives

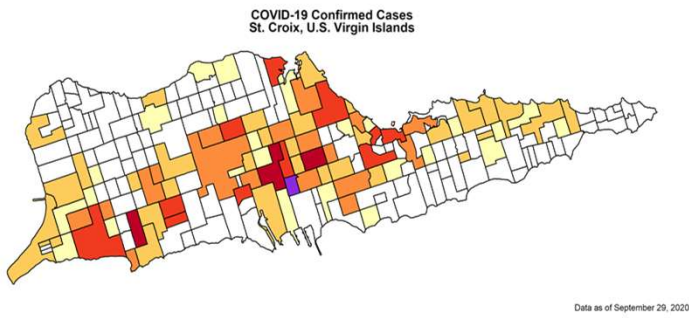
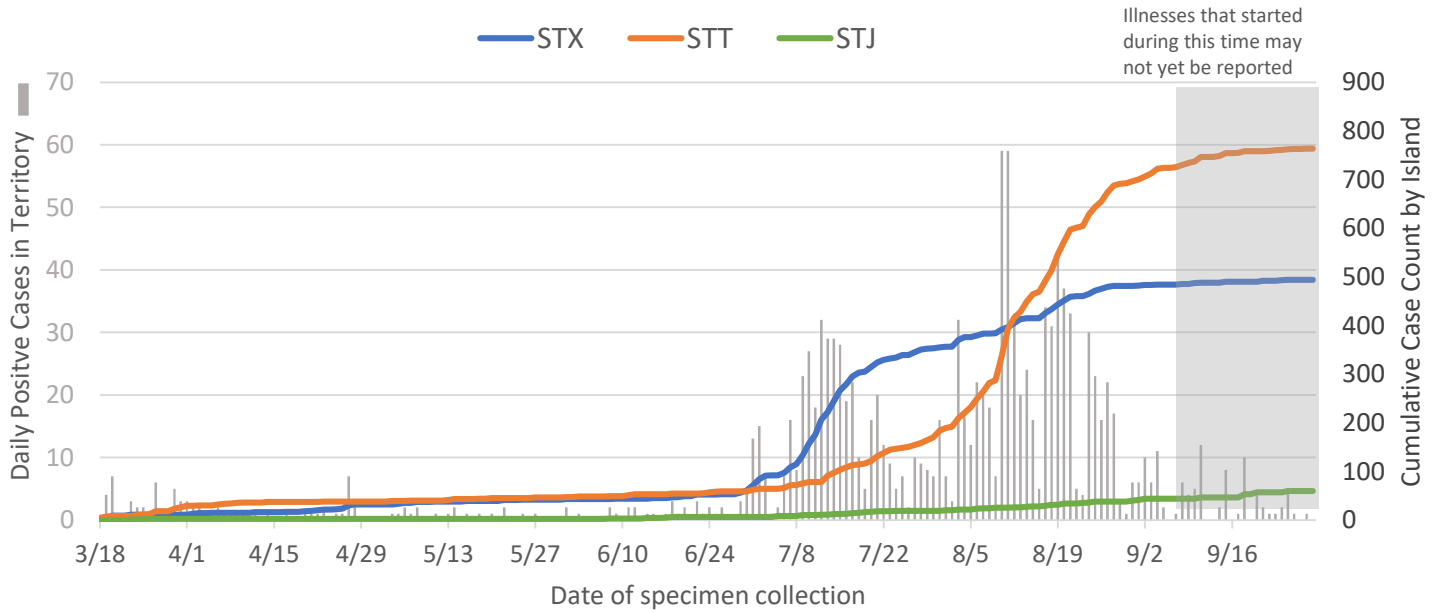
Symptom	n	%
Cough	460	35%
Fever*	445	34%
Shortness of breath	149	11%
Asymptomatic	341	26%

\*Subjective fever or measured temp ≥100.4°F

## Rate of Positive Tests in the U.S. Virgin Islands Over Time



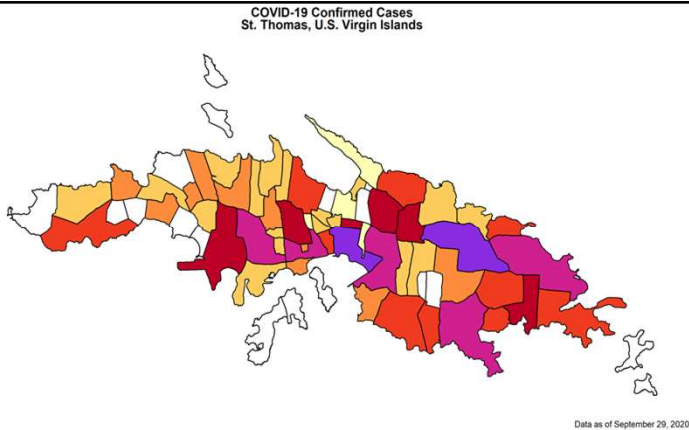
# Confirmed COVID-19 cases in the U.S. Virgin Islands, N=1318



St. Croix			
	29-Sep	28-Sep	Change
Positive	494	494	◀▶ 0
Negative	10564	10484	▶▲ 80
Pending	18	6	▶▲ 12

STX positive status	
Active	28
Recovered	460
Fatality	6

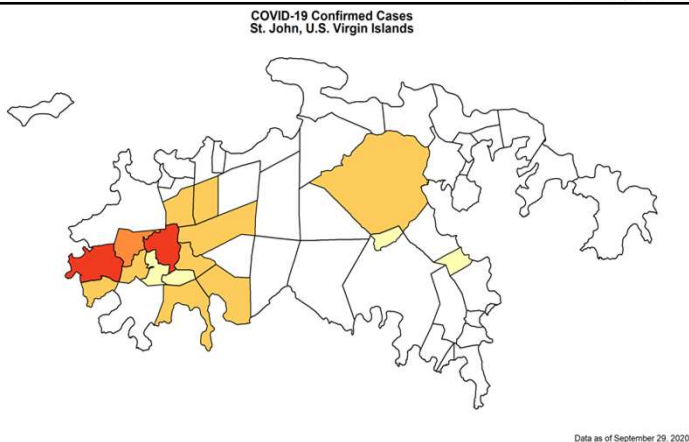
STX risk factors	29-Sep	28-Sep	Change
Community	103	103	◀▶ 0
Close contact	322	322	◀▶ 0
Travel	48	48	◀▶ 0
Under investigation	21	21	◀▶ 0



St. Thomas & Water Island			
	29-Sep	28-Sep	Change
Positive	764	764	◀▶ 0
Negative	8007	7945	▶▲ 62
Pending	1	1	◀▶ 0

STT positive status	
Active	11
Recovered	740
Fatality	13

STT risk factors	29-Sep	28-Sep	Change
Community	337	336	▶▲ 1
Close contact	347	347	◀▶ 0
Travel	38	38	◀▶ 0
Under investigation	42	43	▼▲ -1



St. John			
	29-Sep	28-Sep	Change
Positive	60	60	◀▶ 0
Negative	672	626	▶▲ 46
Pending	2	2	◀▶ 0

STJ positive status	
Active	5
Recovered	54
Fatality	1

STJ risk factors	29-Sep	28-Sep	Change
Community	30	30	◀▶ 0
Close contact	21	21	◀▶ 0
Travel	7	7	◀▶ 0
Under investigation	2	2	◀▶ 0

\*ALL DATA ARE PROVISIONAL\*