



VIDOH 2020 COVID-19 Response Report date: May 18, 2020

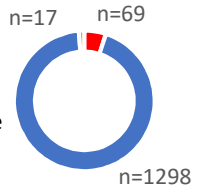


USVI Response Measures


- 1. Prevent, delay, and mitigate transmission:** Develop screening at ports of entry; provide best practices and guidance to organizations to reduce transmission; develop strategies for vulnerable populations.
- 2. Conduct surveillance:** Inform the response based on epidemiologic data; liaise with healthcare sector to identify cases and define clinical and transmission characteristics; operate epi hotline; track persons under investigation; perform contact tracing of cases; conduct follow-up sampling of cases; coordinate with lab.
- 3. Provide public health & safety messaging:** Develop communication strategy; build capacity with partners; provide daily report.
- 4. Provide medical guidance:** Provide Infection Prevention and Control guidance related to healthcare personnel and health systems; provide guidance to clinicians on treatment and management of patients.
- 5. Conduct lab testing:** Build laboratory testing capacity for VIDOH; explore external lab capacity; manage specimen collection and supplies.
- 6. Coordinate medical surge capacity:** Assess resource needs and inventory resources (equipment, staff); develop a health and medical staffing strategy; prepare resource requests for material aid and staff (federal partner, EMAC, etc); develop resource management, utilization, and prioritization plan.

Testing Summary

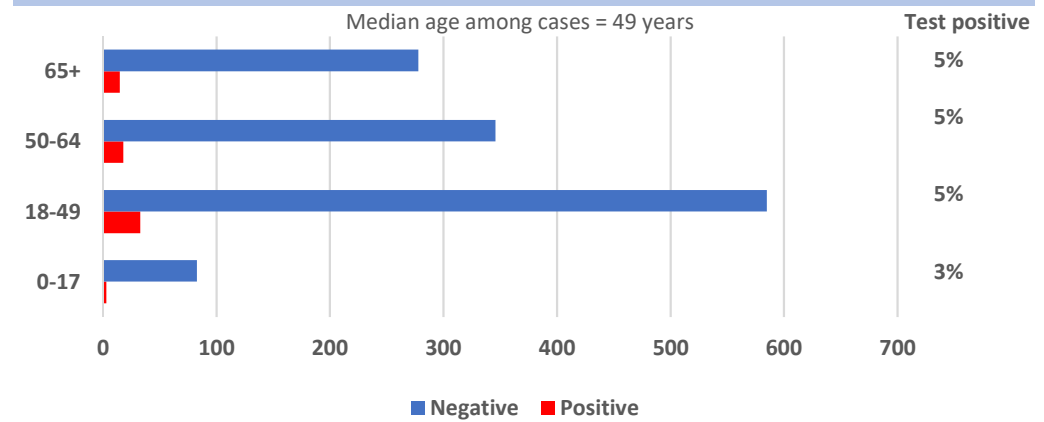
	18-May	17-May	Change since 17-May
Total tested	1384	1348	▲ 36
Tested positive	69	69	◀▶ 0
Tested negative	1298	1272	▲ 26
Pending tests	17	7	▲ 10



Test result among males and females



Test result by age group



Contact Numbers: Hotline

Informational Hotline (non-medical 8am-8pm)
Hosted by VITEMA: 340-715-6843

Potential PUIs only 8am-10pm
STX: (340) 712-6299
STT/STJ: (340) 776-1519

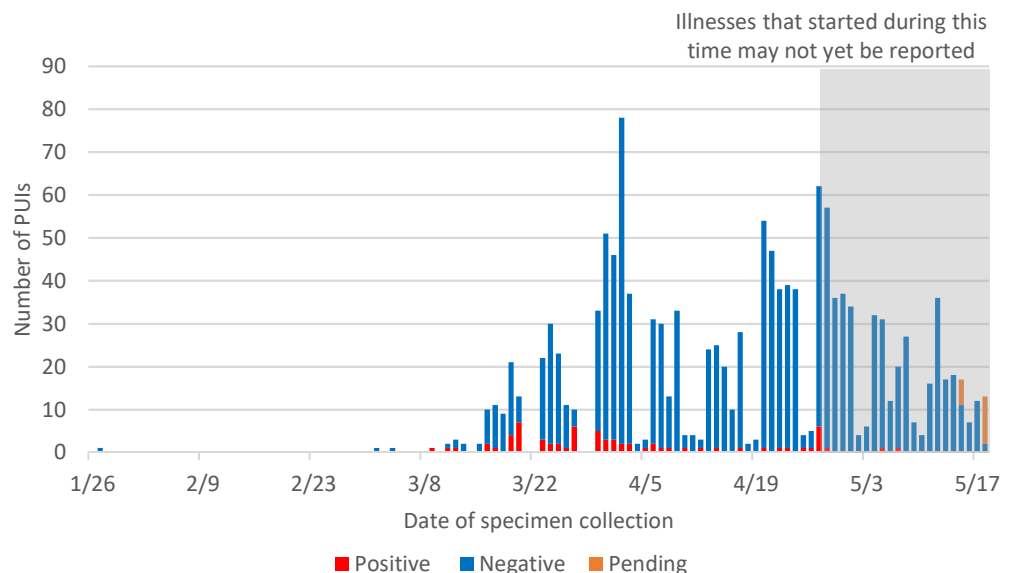
Calls volume to the hotline

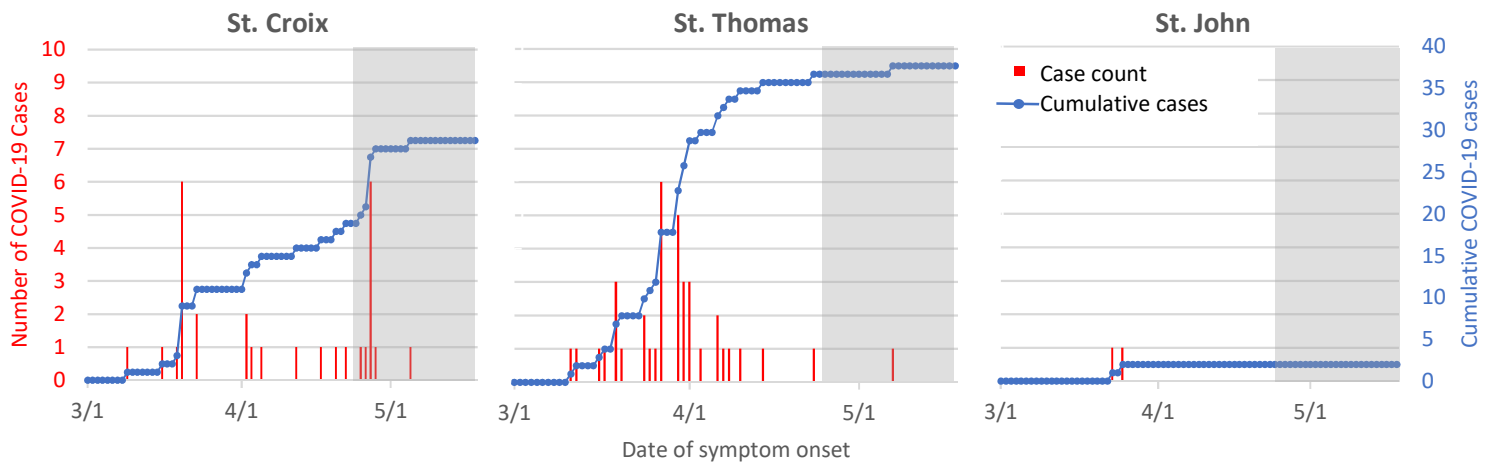
18-May	17-May	Change since 17-May
30	3	▲ 27

Calls completed from March 5-May 18, 2020

2,239 total calls, average of 30 per day

Sample collection dates of persons under investigation for COVID-19 in the U.S. Virgin Islands



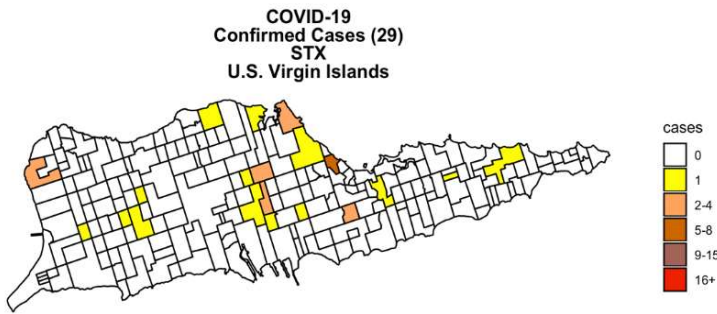


Current status of cases	
Active	2
Recovered	61
Fatality	6

Risk factors for transmission	
Community transmission	18
Close contact	28
Travel	23
Under investigation	0

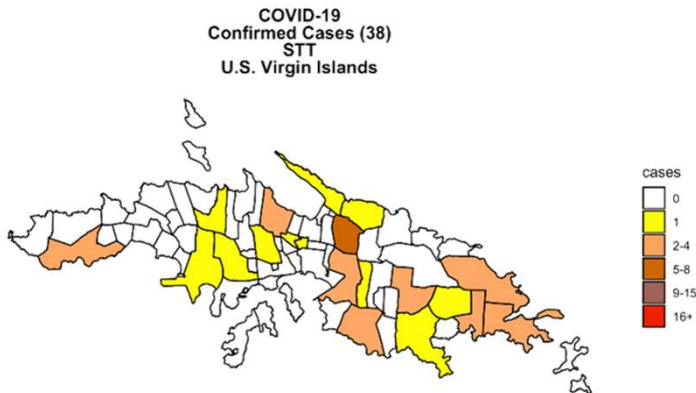
Clinical symptoms	n	%
Cough	46	67%
Fever*	43	62%
Shortness of breath	25	36%

*Subjective fever or measured temp $\geq 100.4^{\circ}\text{F}$



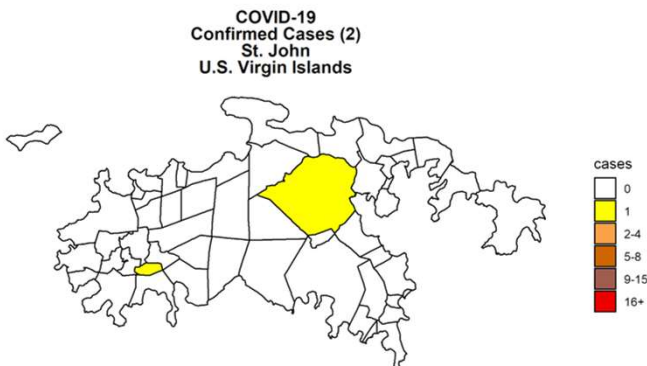
St. Croix			
	18-May	17-May	Change since 17-May
Positive	29	29	◀▶ 0
Negative	756	742	▲ 14
Pending	7	3	▲ 4

Risk factors for transmission	
Community transmission	3
Close contact	14
Travel	12
Under investigation	0



St. Thomas & Water Island			
	18-May	17-May	Change since 17-May
Positive	38	38	◀▶ 0
Negative	509	497	▲ 12
Pending	9	4	▲ 5

Risk factors for transmission	
Community transmission	15
Close contact	14
Travel	9
Under investigation	0



St. John			
	18-May	17-May	Change since 17-May
Positive	2	2	◀▶ 0
Negative	33	33	◀▶ 0
Pending	1	0	▲ 1

Risk factors for transmission	
Community transmission	0
Close contact	0
Travel	2
Under investigation	0

ALL DATA ARE PROVISIONAL