



# VIDOH 2020 COVID-19 Response Report date: October 10, 2020



UNITED STATES VIRGIN ISLANDS  
Department of Health

## Contact Numbers: Hotline

Informational Hotline (non-medical 8am-8pm)  
Hosted by VITEMA: 340-715-6843

Potential PUIs only 8am-10pm  
**STX:** (340) 712-6299  
**STT/STJ:** (340) 776-1519

## Testing Summary

	10-Oct	09-Oct	Change since 09-Oct	n=1325
Total tested	21974	21934	▲ 40	 n=20620
Tested positive	1325	1325	◀▶ 0	
Tested negative	20620	20575	▲ 45	
Pending tests	29	34	▼ -5	

## Calls volume to the hotline

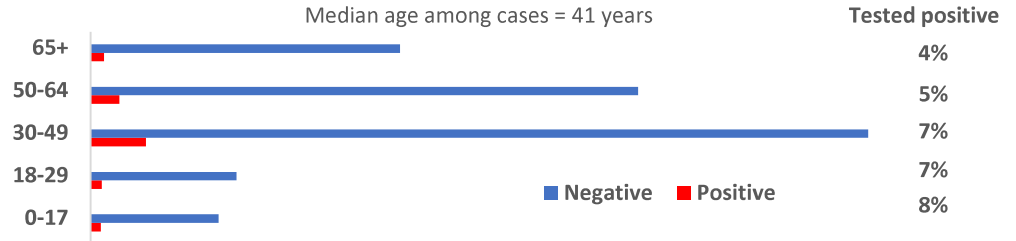
10-Oct	09-Oct	Change since 09-Oct
15	21	▼ -6

Calls completed from March 5-Oct 10, 2020

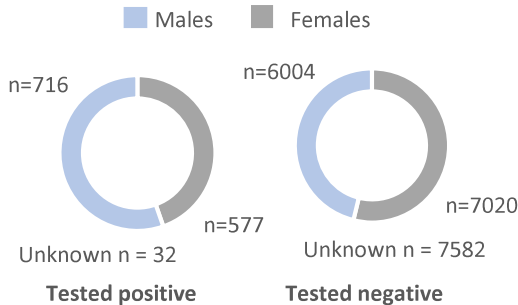
10365 total calls

47 average per day

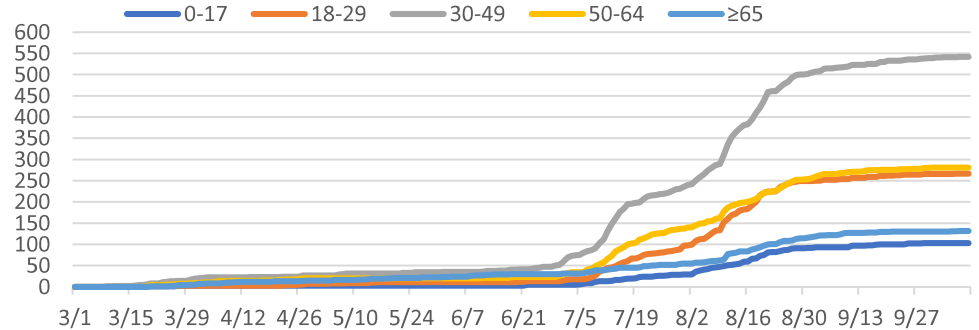
## Test result by age group



## Test result among males and females



## Positive test result by age group over time



## Current status of USVI positive cases

	10-Oct	09-Oct	Change
Active	16	18	▼ -2
Recovered	1289	1287	▲ 2
Fatality	20	20	◀▶ 0

## USVI risk factors for transmission

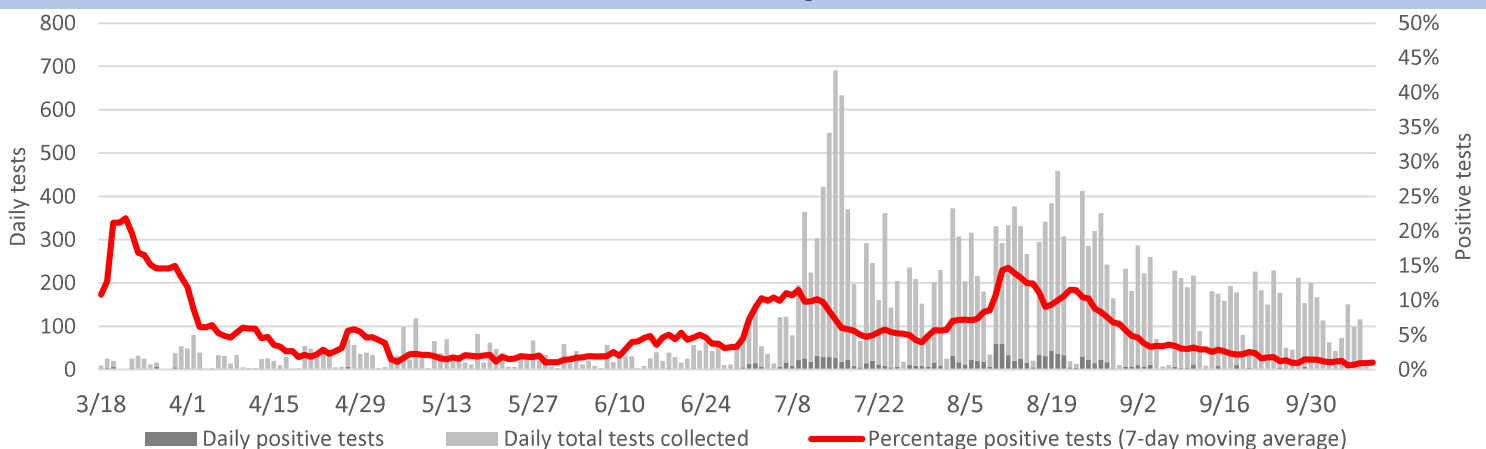
Community transmission	476
Close contact	690
Travel	99
Under investigation	60

## Clinical symptoms of positives

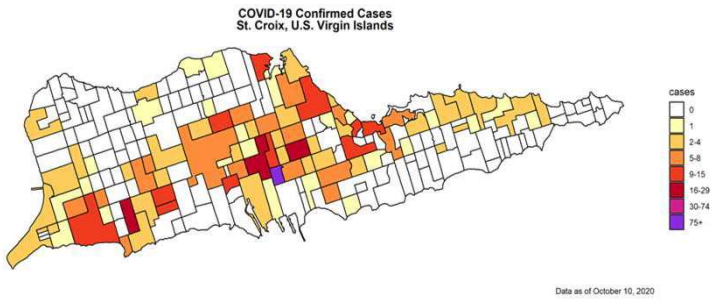
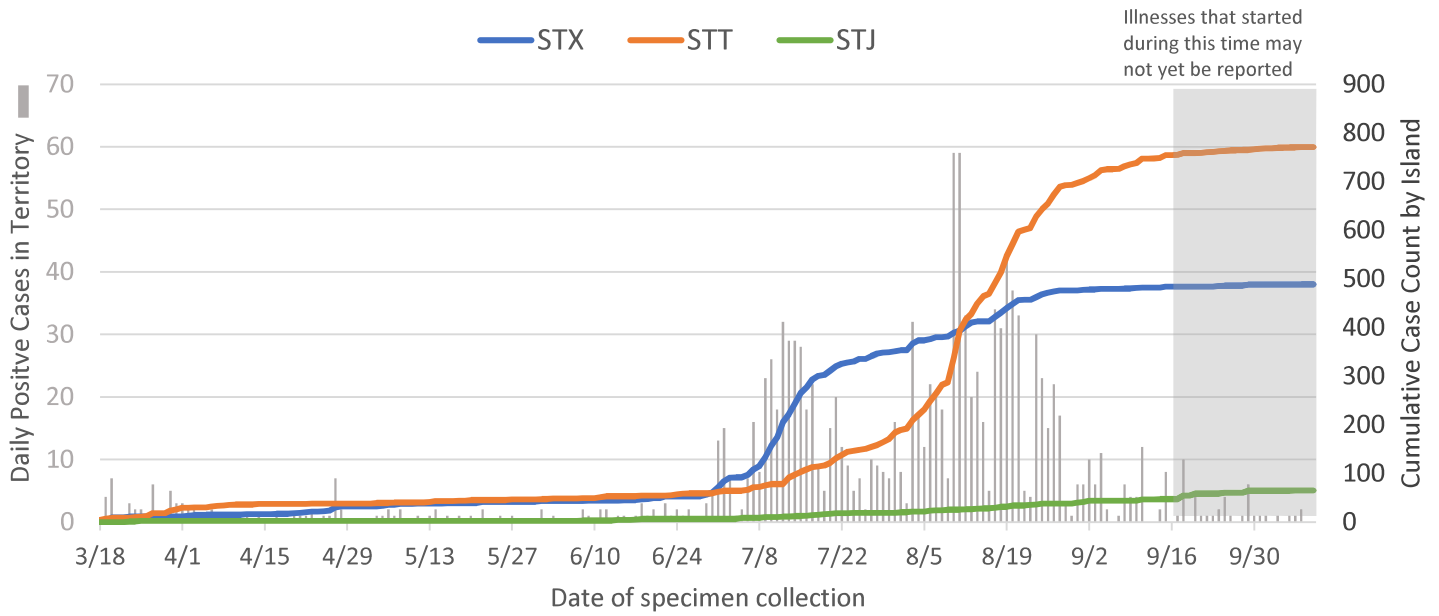
Symptom	n	%
Cough	463	35%
Fever*	448	34%
Shortness of breath	153	12%
Asymptomatic	338	26%

\*Subjective fever or measured temp ≥100.4°F

## Rate of Positive Tests in the U.S. Virgin Islands Over Time



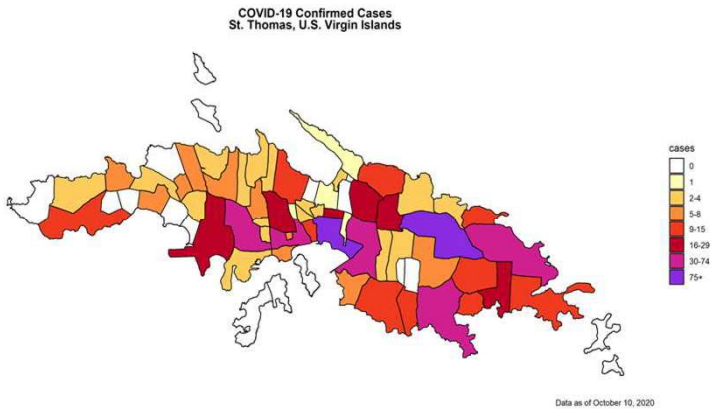
# Confirmed COVID-19 cases in the U.S. Virgin Islands, N=1325



St. Croix			
	10-Oct	09-Oct	Change
Positive	489	489	◀▶ 0
Negative	11152	11136	▶▲ 16
Pending	20	20	◀▶ 0

STX positive status	
Active	5
Recovered	478
Fatality	6

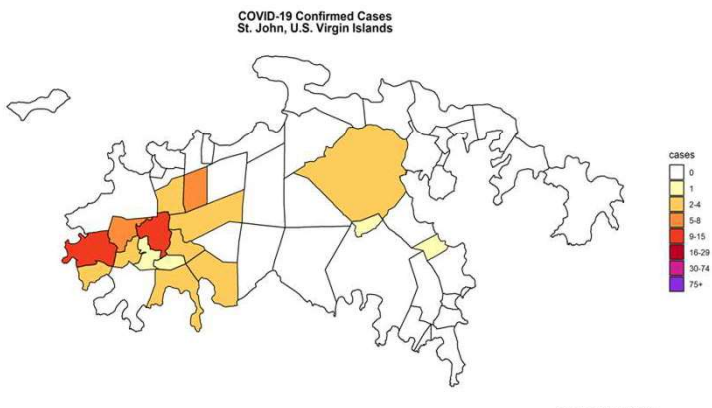
STX risk factors	10-Oct	09-Oct	Change
Community	101	101	◀▶ 0
Close contact	319	319	◀▶ 0
Travel	51	51	◀▶ 0
Under investigation	18	18	◀▶ 0



St. Thomas & Water Island			
	10-Oct	09-Oct	Change
Positive	771	771	◀▶ 0
Negative	8594	8565	▶▲ 29
Pending	7	12	▼▲ -5

STT positive status	
Active	8
Recovered	750
Fatality	13

STT risk factors	10-Oct	09-Oct	Change
Community	343	343	◀▶ 0
Close contact	347	347	◀▶ 0
Travel	40	40	◀▶ 0
Under investigation	41	41	◀▶ 0



St. John			
	10-Oct	09-Oct	Change
Positive	65	65	◀▶ 0
Negative	874	874	◀▶ 0
Pending	2	2	◀▶ 0

STJ positive status	
Active	3
Recovered	61
Fatality	1

STJ risk factors	10-Oct	09-Oct	Change
Community	32	32	◀▶ 0
Close contact	24	24	◀▶ 0
Travel	8	7	▶▲ 1
Under investigation	1	2	▼▲ -1

\*ALL DATA ARE PROVISIONAL\*