



VIDOH 2020 COVID-19 Response Report date: June 30, 2020



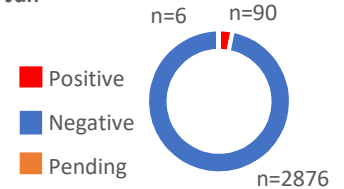
UNITED STATES VIRGIN ISLANDS
Department of Health

USVI Response Measures

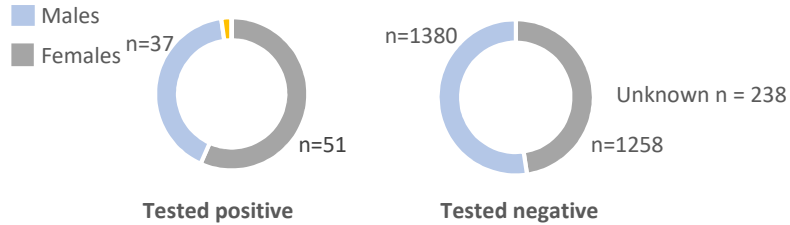
- 1. Prevent, delay, and mitigate transmission:** Develop screening at ports of entry; provide best practices and guidance to organizations to reduce transmission; develop strategies for vulnerable populations.
- 2. Conduct surveillance:** Inform the response based on epidemiologic data; liaise with healthcare sector to identify cases and define clinical and transmission characteristics; operate epi hotline; track persons under investigation; perform contact tracing of cases; conduct follow-up sampling of cases; coordinate with lab.
- 3. Provide public health & safety messaging:** Develop communication strategy; build capacity with partners; provide daily report.
- 4. Provide medical guidance:** Provide Infection Prevention and Control guidance related to healthcare personnel and health systems; provide guidance to clinicians on treatment and management of patients.
- 5. Conduct lab testing:** Build laboratory testing capacity for VIDOH; explore external lab capacity; manage specimen collection and supplies.
- 6. Coordinate medical surge capacity:** Assess resource needs and inventory resources (equipment, staff); develop a health and medical staffing strategy: prepare resource requests for material aid and staff (federal partner, EMAC, etc); develop resource management, utilization, and prioritization plan.

Testing Summary

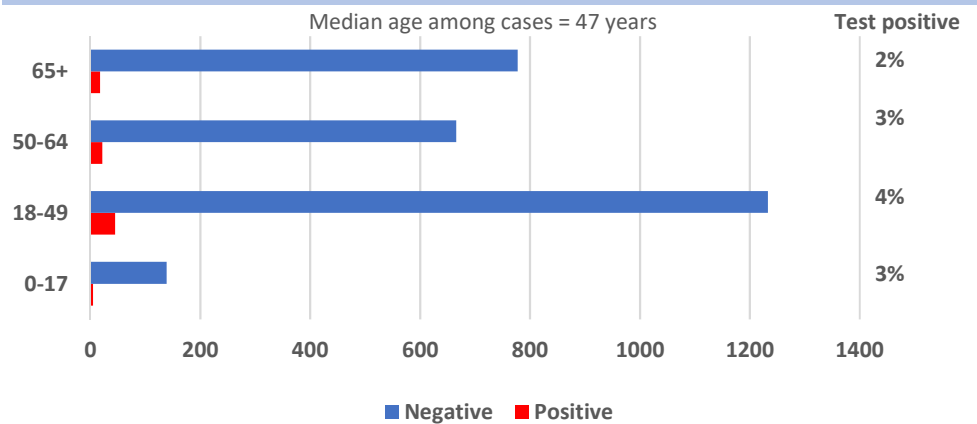
| | 30-Jun | 29-Jun | Change since 29-Jun |
|-----------------|--------|--------|---------------------|
| Total tested | 2972 | 2907 | ▲ 65 |
| Tested positive | 90 | 84 | ▲ 6 |
| Tested negative | 2876 | 2819 | ▲ 57 |
| Pending tests | 6 | 4 | ▲ 2 |



Test result among males and females



Test result by age group



Contact Numbers: Hotline

Informational Hotline (non-medical 8am-8pm)
Hosted by VITEMA: 340-715-6843

Potential PUIs only 8am-10pm
STX: (340) 712-6299
STT/STJ: (340) 776-1519

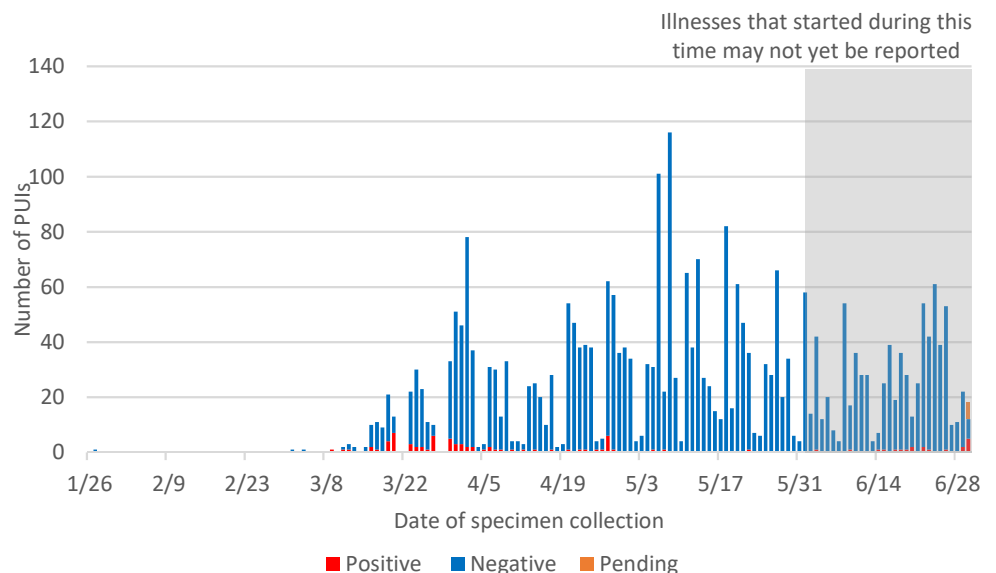
Calls volume to the hotline

| 30-Jun | 29-Jun | Change since 29-Jun |
|--------|--------|---------------------|
| 44 | 62 | ▼ -18 |

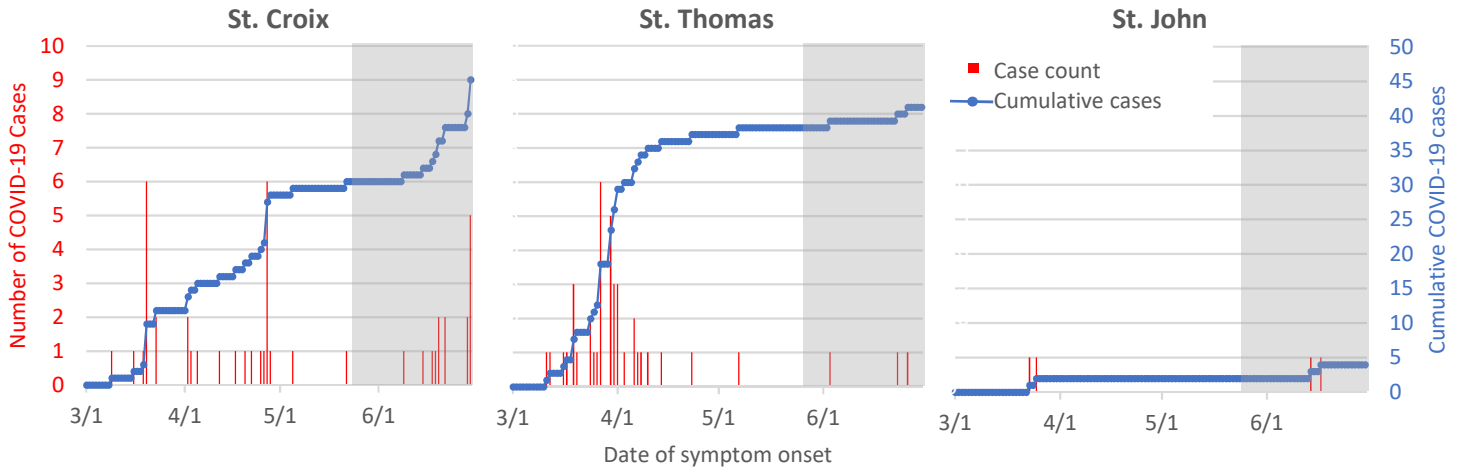
Calls completed from March 5-Jun 30, 2020

3320 total calls, average of 28 per day

Sample collection dates of persons under investigation for COVID-19 in the U.S. Virgin Islands



Confirmed COVID-19 cases in the U.S. Virgin Islands, N=90



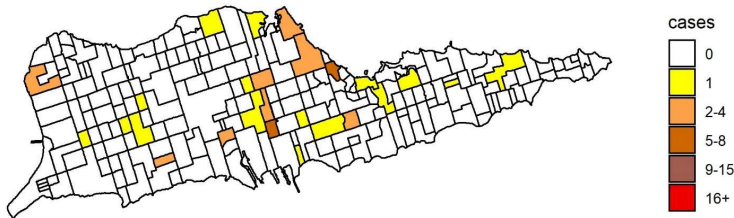
| Current status of cases | |
|-------------------------|----|
| Active | 11 |
| Recovered | 73 |
| Fatality | 6 |

| Risk factors for transmission | |
|-------------------------------|----|
| Community transmission | 23 |
| Close contact | 31 |
| Travel | 33 |
| Under investigation | 3 |

| Clinical symptoms | | |
|---------------------|----|-----|
| | n | % |
| Cough | 57 | 63% |
| Fever* | 51 | 57% |
| Shortness of breath | 30 | 33% |

*Subjective fever or measured temp $\geq 100.4^{\circ}\text{F}$

COVID-19 Confirmed Cases (45) St. Croix U.S. Virgin Islands

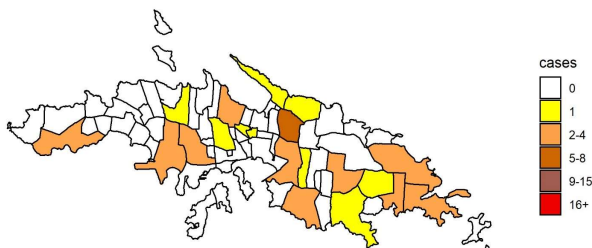


As of June 30, 2020

| St. Croix | | | |
|-----------|--------|--------|---------------------|
| | 30-Jun | 29-Jun | Change since 29-Jun |
| Positive | 45 | 40 | ▲ 5 |
| Negative | 1519 | 1506 | ▲ 13 |
| Pending | 2 | 0 | ▲ 2 |

| Risk factors for transmission | |
|-------------------------------|----|
| Community transmission | 7 |
| Close contact | 17 |
| Travel | 18 |
| Under investigation | 3 |

COVID-19 Confirmed Cases (41) St. Thomas U.S. Virgin Islands



As of June 30, 2020

| St. Thomas & Water Island | | | |
|---------------------------|--------|--------|---------------------|
| | 30-Jun | 29-Jun | Change since 29-Jun |
| Positive | 41 | 40 | ▲ 1 |
| Negative | 1229 | 1197 | ▲ 32 |
| Pending | 4 | 4 | ◄ 0 |

| Risk factors for transmission | |
|-------------------------------|----|
| Community transmission | 15 |
| Close contact | 14 |
| Travel | 12 |
| Under investigation | 0 |

COVID-19 Confirmed Cases (4) St. John U.S. Virgin Islands



| St. John | | | |
|----------|--------|--------|---------------------|
| | 30-Jun | 29-Jun | Change since 29-Jun |
| Positive | 4 | 4 | ◄ 0 |
| Negative | 128 | 116 | ▲ 12 |
| Pending | 0 | 0 | ◄ 0 |

| Risk factors for transmission | |
|-------------------------------|---|
| Community transmission | 1 |
| Close contact | 0 |
| Travel | 3 |
| Under investigation | 0 |

ALL DATA ARE PROVISIONAL