



VIDOH COVID-19 Response Report date: June 01, 2021



Contact Numbers: Hotline

Informational Hotline (non-medical 8am-8pm)
Hosted by VITEMA: 340-715-6843

Potential PUIs only 8am-10pm
STX: (340) 712-6299
STT/STJ: (340) 776-1519

Testing Summary

| | 31-May | 28-May | Change since 28-May | n = 3512 |
|----------------|--------|--------|---------------------|----------|
| Total Tests | 116008 | 115336 | ▲ 672 | |
| Positive Tests | 3512 | 3475 | ▲ 37 | |
| Negative Tests | 112496 | 111861 | ▲ 635 | |

n = 112496

Calls volume to the hotline

| 31-May | 28-May | Change since 28-May |
|--------|--------|---------------------|
| 11 | 45 | ▼ 34 |

Calls completed from

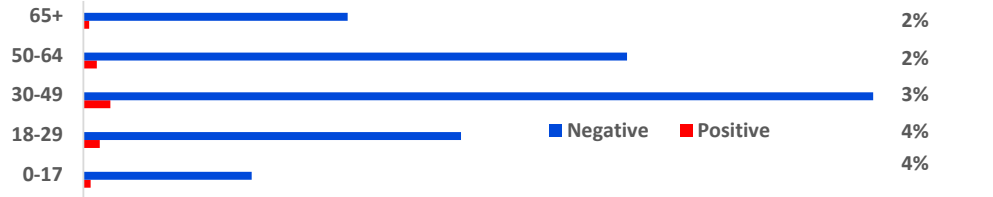
March 5, 2020 - May 31, 2021

20491 total calls

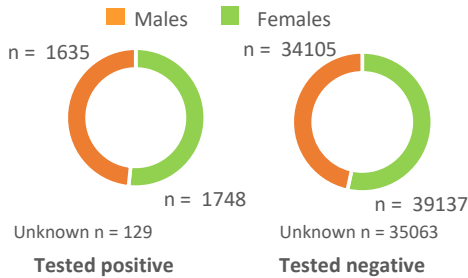
45 average per day

Test result by age group

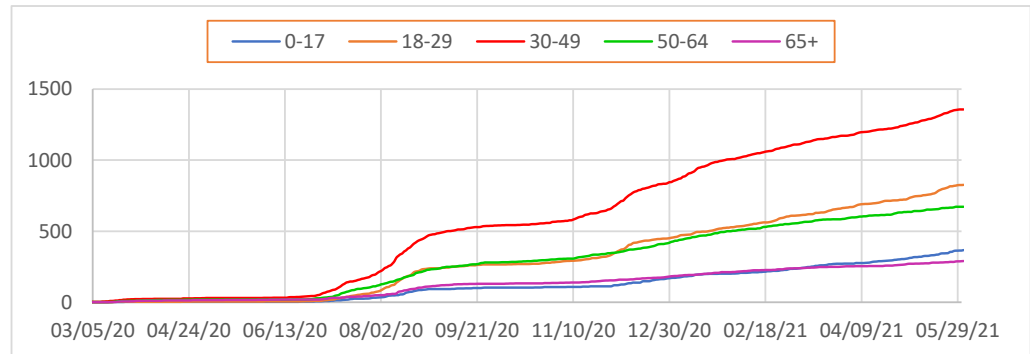
Median age among cases = 37 years



Test result among males and females



Positive test result by age group over time



Current status of USVI positive cases

| | 31-May | 28-May | Change |
|-----------|--------|--------|--------|
| Active | 102 | 127 | ▼ 25 |
| Recovered | 3382 | 3321 | ▲ 61 |
| Fatality | 28 | 27 | ▲ 1 |

USVI risk factors for transmission

| | 31-May | 28-May | Change |
|------------------------|--------|--------|--------|
| Community transmission | 1073 | 1064 | ▲ 9 |
| Close contact | 1724 | 1706 | ▲ 18 |
| Travel | 200 | 200 | ◄ 0 |
| Under investigation | 323 | 313 | ▲ 10 |
| Unknown | 192 | 192 | ◄ 0 |

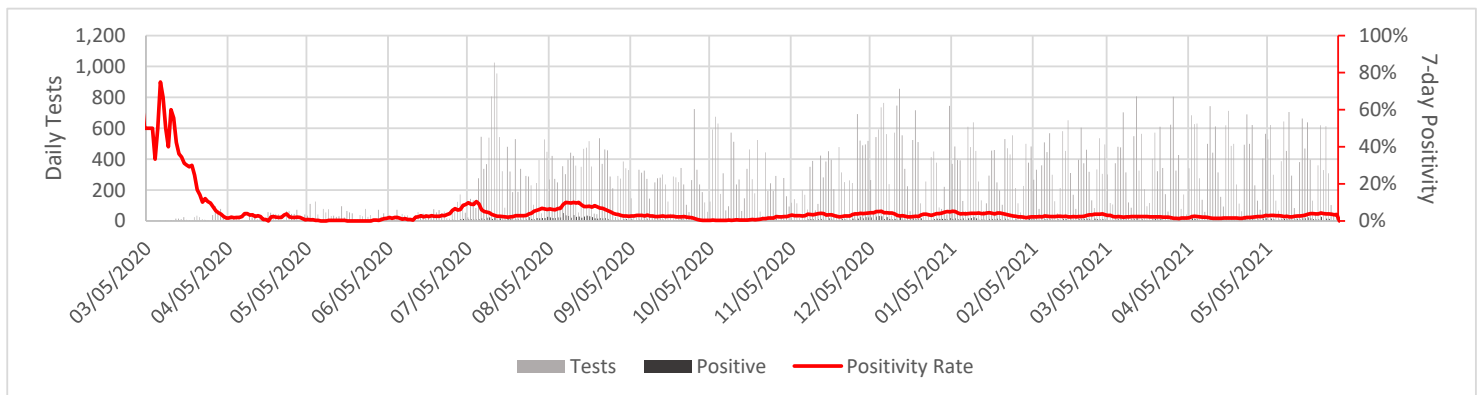
Clinical symptoms of positives

| Symptom | n | % |
|---------------------|------|-----|
| Cough | 1280 | 36% |
| Fever* | 1061 | 30% |
| Shortness of breath | 332 | 9% |
| Asymptomatic | 1049 | 30% |

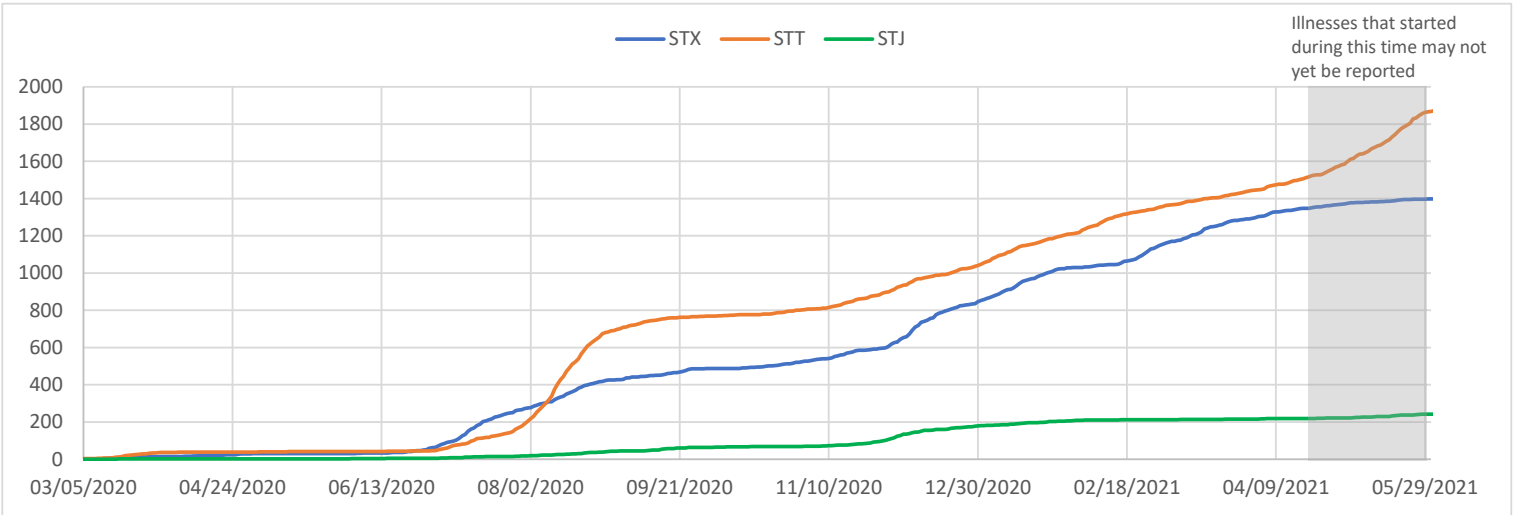
*Subjective fever or measured temp ≥100.4°F

Rate of Positive Tests in the U.S. Virgin Islands Over Time

7 day percent positivity: 3.44%



Confirmed COVID-19 cases in the U.S. Virgin Islands, N=3512



| St. Croix | | | | |
|-----------|--------|--------|--------|-----|
| | 31-May | 28-May | Change | |
| Positive | 1398 | 1398 | ◀▶ | 0 |
| Negative* | 58009 | 57844 | ▲ | 165 |

| STX positive status | |
|---------------------|------|
| Active | 5 |
| Recovered | 1383 |
| Fatality | 10 |

| STX risk factors | | | | |
|---------------------|--------|--------|--------|---|
| | 31-May | 28-May | Change | |
| Community | 345 | 346 | ▼ | 1 |
| Close contact | 751 | 750 | ▲ | 1 |
| Travel | 104 | 104 | ◀▶ | 0 |
| Under investigation | 121 | 121 | ◀▶ | 0 |
| Unknown | 77 | 77 | ◀▶ | 0 |

| St. Thomas & Water Island | | | | |
|---------------------------|--------|--------|--------|-----|
| | 31-May | 28-May | Change | |
| Positive | 1872 | 1835 | ▲ | 37 |
| Negative* | 47652 | 47220 | ▲ | 432 |

| STT positive status | |
|---------------------|------|
| Active | 92 |
| Recovered | 1763 |
| Fatality | 17 |

| STT risk factors | | | | |
|---------------------|--------|--------|--------|----|
| | 31-May | 28-May | Change | |
| Community | 641 | 632 | ▲ | 9 |
| Close contact | 858 | 844 | ▲ | 14 |
| Travel | 77 | 77 | ◀▶ | 0 |
| Under investigation | 192 | 178 | ▲ | 14 |
| Unknown | 104 | 104 | ◀▶ | 0 |

| St. John | | | | |
|-----------|--------|--------|--------|----|
| | 31-May | 28-May | Change | |
| Positive | 242 | 242 | ◀▶ | 0 |
| Negative* | 5898 | 5864 | ▲ | 34 |

| STJ positive status | |
|---------------------|-----|
| Active | 5 |
| Recovered | 236 |
| Fatality | 1 |

| STJ risk factors | | | | |
|---------------------|--------|--------|--------|---|
| | 31-May | 28-May | Change | |
| Community | 87 | 86 | ▲ | 1 |
| Close contact | 115 | 112 | ▲ | 3 |
| Travel | 19 | 19 | ◀▶ | 0 |
| Under investigation | 10 | 14 | ▼ | 4 |
| Unknown | 11 | 11 | ◀▶ | 0 |

* There are 937 negative lab results with Unknown Jurisdiction.