



VIDOH COVID-19 Response Report date: March 25, 2021



Contact Numbers: Hotline

Informational Hotline (non-medical 8am-8pm)
Hosted by VITEMA: 340-715-6843

Potential PUIs only 8am-10pm
STX: (340) 712-6299
STT/STJ: (340) 776-1519

Testing Summary

| | 24-Mar | 23-Mar | Change since 23-Mar | n = 2888 |
|----------------|--------|--------|---------------------|----------|
| Total Tests | 69587 | 69305 | ▲ 282 | |
| Positive Tests | 2888 | 2876 | ▲ 12 | |
| Negative Tests | 66699 | 66429 | ▲ 270 | |

n = 66699

Calls volume to the hotline

| 24-Mar | 23-Mar | Change since 23-Mar |
|--------|--------|---------------------|
| 77 | 100 | ▼ 23 |

Calls completed from

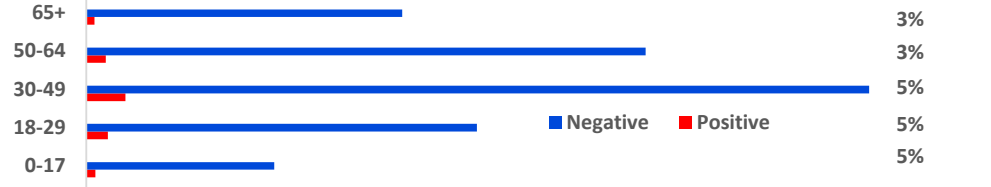
March 5, 2020 - Mar 24, 2021

19923 total calls

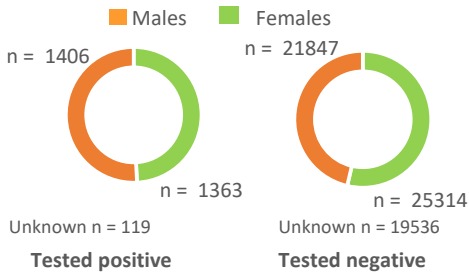
52 average per day

Test result by age group

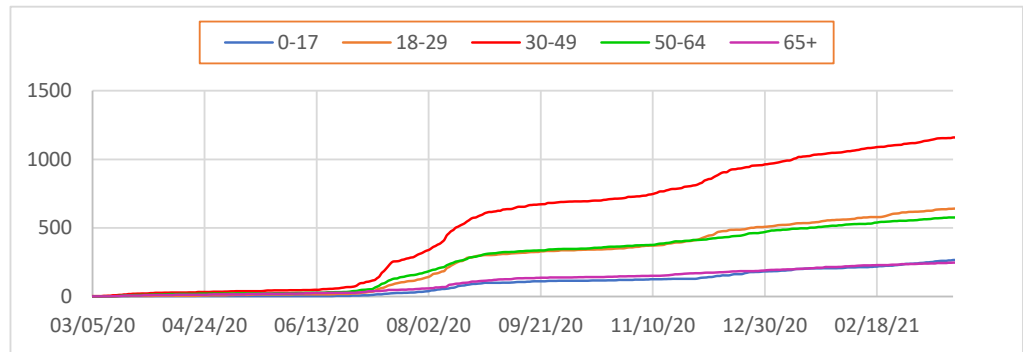
Median age among cases = 40 years



Test result among males and females



Positive test result by age group over time



Current status of USVI positive cases

| | 24-Mar | 23-Mar | Change |
|-----------|--------|--------|--------|
| Active | 52 | 69 | ▼ 17 |
| Recovered | 2811 | 2783 | ▲ 28 |
| Fatality | 25 | 25 | ◄ 0 |

USVI risk factors for transmission

| | 24-Mar | 23-Mar |
|------------------------|--------|--------|
| Community transmission | 897 | 895 |
| Close contact | 1438 | 1435 |
| Travel | 197 | 197 |
| Under investigation | 205 | 198 |
| Unknown | 151 | 151 |

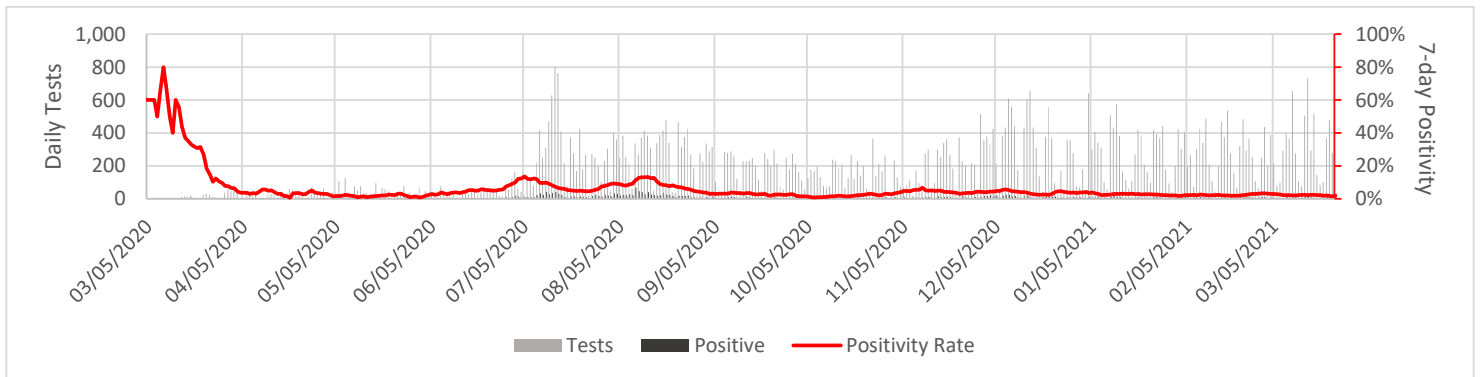
Clinical symptoms of positives

| Symptom | n | % |
|---------------------|------|-----|
| Cough | 1029 | 36% |
| Fever* | 902 | 31% |
| Shortness of breath | 271 | 9% |
| Asymptomatic | 867 | 30% |

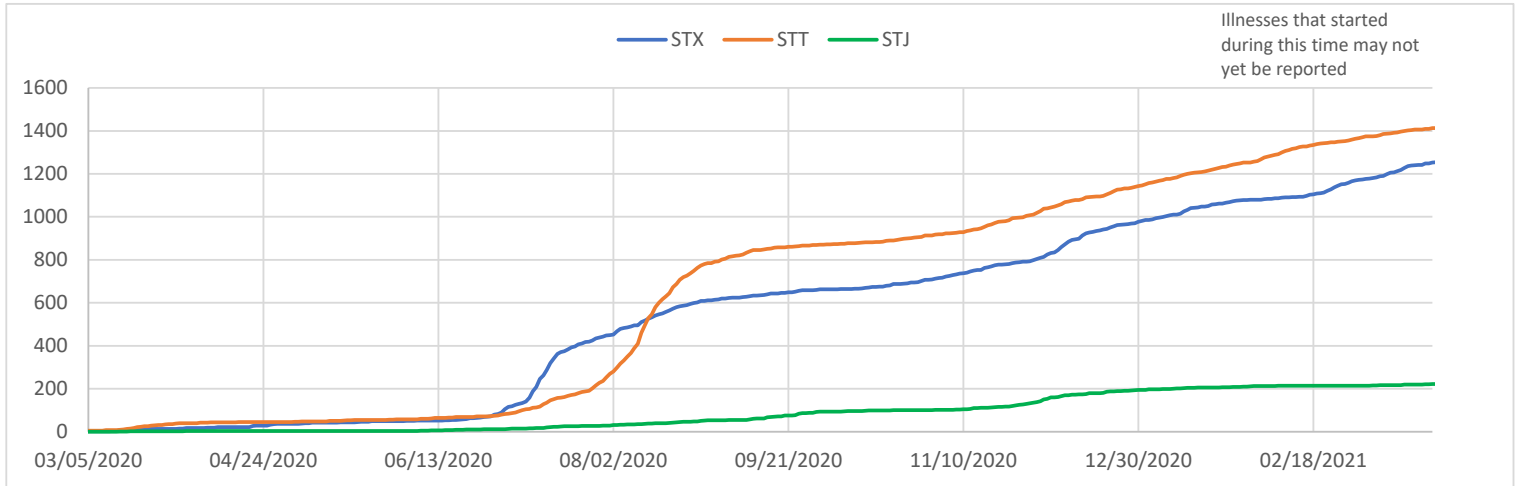
*Subjective fever or measured temp ≥100.4°F

Rate of Positive Tests in the U.S. Virgin Islands Over Time

7 day percent positivity: 1.57%



Confirmed COVID-19 cases in the U.S. Virgin Islands, N=2888



| St. Croix | | | | |
|-----------|--------|--------|--------|----|
| | 24-Mar | 23-Mar | Change | |
| Positive | 1253 | 1247 | ▲ | 6 |
| Negative | 18008 | 17990 | ▲ | 18 |

| STX positive status | |
|---------------------|------|
| Active | 35 |
| Recovered | 1209 |
| Fatality | 9 |

| STX risk factors | | |
|---------------------|--------|--------|
| | 24-Mar | 23-Mar |
| Community | 295 | 294 |
| Close contact | 683 | 680 |
| Travel | 104 | 104 |
| Under investigation | 104 | 102 |
| Unknown | 67 | 67 |

| St. Thomas & Water Island | | | | |
|---------------------------|--------|--------|--------|----|
| | 24-Mar | 23-Mar | Change | |
| Positive | 1413 | 1408 | ▲ | 5 |
| Negative | 16853 | 16813 | ▲ | 40 |

| STT positive status | |
|---------------------|------|
| Active | 13 |
| Recovered | 1385 |
| Fatality | 15 |

| STT risk factors | | |
|---------------------|--------|--------|
| | 24-Mar | 23-Mar |
| Community | 524 | 523 |
| Close contact | 653 | 653 |
| Travel | 74 | 74 |
| Under investigation | 88 | 84 |
| Unknown | 74 | 74 |

| St. John | | | | |
|----------|--------|--------|--------|----|
| | 24-Mar | 23-Mar | Change | |
| Positive | 222 | 221 | ▲ | 1 |
| Negative | 2130 | 2119 | ▲ | 11 |

| STJ positive status | |
|---------------------|-----|
| Active | 4 |
| Recovered | 217 |
| Fatality | 1 |

| STJ risk factors | | |
|---------------------|--------|--------|
| | 24-Mar | 23-Mar |
| Community | 78 | 78 |
| Close contact | 102 | 102 |
| Travel | 19 | 19 |
| Under investigation | 13 | 12 |
| Unknown | 10 | 10 |